



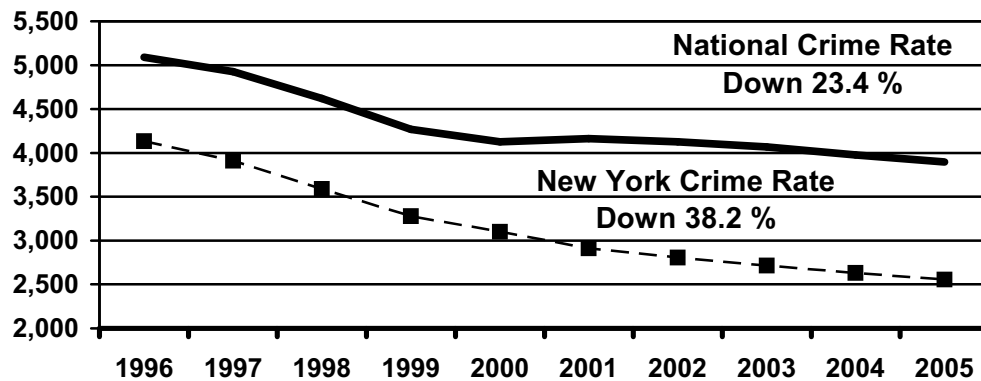
***PUBLIC PROTECTION AND
GENERAL GOVERNMENT***

OVERVIEW AND PERFORMANCE MEASURES

CRIMINAL JUSTICE

Crime in New York has declined, as has crime in the nation as a whole. Yet, even as overall crime is down, upstate cities are experiencing higher rates of violent crime.

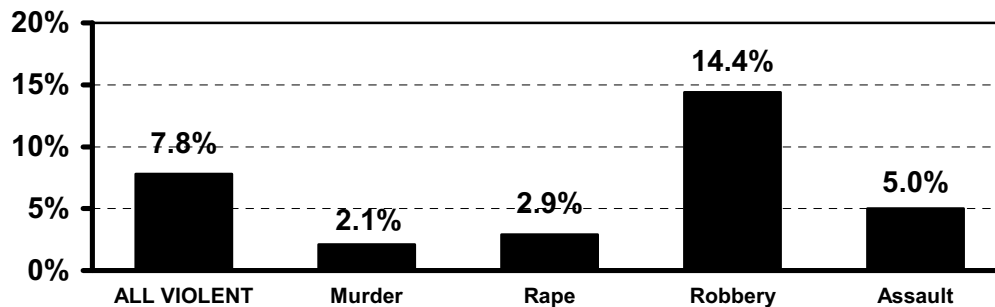
**Crime Rate
per 100,000 Persons**



FIGHTING CRIME IN UPSTATE COMMUNITIES

- **Local Crime-Fighting.** \$2 million in additional funding to fight crime in upstate communities where violent crime is on the rise.
- **Crime Data Sharing.** Funds will also be available to ensure the collection, analysis and sharing of crime data, which will allow the major law enforcement agencies to craft joint strategies that combat violent crime.

**Violent Crimes Outside of New York City
2004 vs 2005**



CRIMINAL JUSTICE

RE-ENTRY STRATEGIES

A major focus for New York's criminal justice agencies is re-entry strategies that reduce crime by promoting offender success in the community. To ensure our communities remain safe and offenders have the greatest chance of success upon re-entering their communities, the Executive Budget advances:

1. *Intensive Programs to Prepare Offenders*

- Existing facilities will be transformed into transitional centers, where an intensive focus on programming will prepare inmates for their return to the community.

2. *Close Supervision and Strong Support in the Community*

- Parole officers are the key to the success of offenders once they return to their communities. Accordingly, the Executive Budget provides the Division of Parole with additional resources to provide close supervision and strong support for parolees in the first weeks after prison.

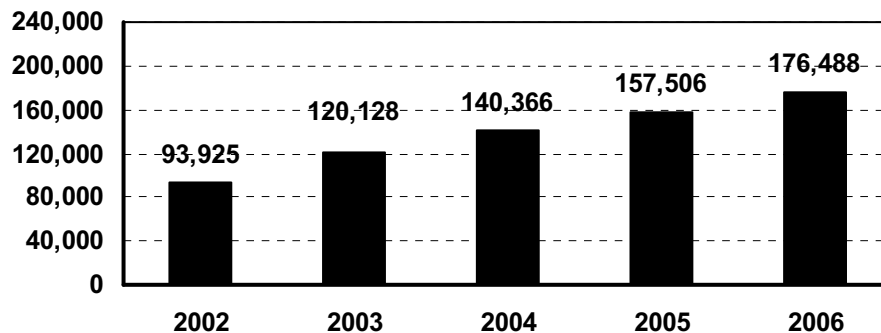
3. *Strong Linkages Between Prison and the Community*

- Local re-entry task forces will receive additional resources which will enable them to help those released from prison find the services they need in their communities, including connections to employment, treatment and housing.

DNA PROGRAM

The State's DNA program enables law enforcement to solve and prevent crimes through the collection of DNA samples from crime scenes and offenders. State and local law enforcement agencies work together to ensure that DNA profiles are on file for all offenders convicted of eligible offenses, and that DNA samples are taken from crime scenes whenever possible. Currently there are more than 176,000 samples in the Databank, nearly 19,000 more than last year.

DNA Databank Samples on File



DIVISION OF ALCOHOLIC BEVERAGE CONTROL

MISSION

The Division of Alcoholic Beverage Control regulates and controls the manufacture, sale and distribution of alcoholic beverages within the State. The Division issues and renews licenses and permits to manufacturers, distributors, wholesalers and retailers; works with local law enforcement agencies and localities across the State to ensure compliance with the Alcoholic Beverage Control Law; and regulates trade and credit practices for the sale and distribution of alcoholic beverages.

ORGANIZATION AND STAFFING

The Division will have a workforce of 156 positions for 2007-08.

FISCAL BACKGROUND AND BUDGET HIGHLIGHTS

The Executive Budget recommendations for 2007-08 provide approximately \$16.3 million in funding derived from license, permit fees, and fine revenue.

PROGRAM HIGHLIGHTS

Staff assigned to the Licensing Program are responsible for the timely processing of permits and licenses. In 2007-08, the Division will continue implementation of an information technology initiative allowing licensees to use the internet for electronic submission of price postings and increase on-line license and permit application filings.

ABC will also enhance its compliance activities during 2007-08 by expanding its cooperative efforts with local law enforcement agencies. The Division investigates complaints and the State Liquor Authority holds administrative hearings against permit and license holders that have violated the State liquor law. Penalties imposed for violations range from warnings to fines and license suspension or revocation, and penalties are increased significantly for repeat violators, to promote compliance with State liquor laws.

ALL FUNDS APPROPRIATIONS (dollars)

Category	Available 2006-07	Appropriations Recommended 2007-08	Change	Reappropriations Recommended 2007-08
State Operations	15,738,000	16,338,000	600,000	0
Aid To Localities	0	0	0	0
Capital Projects	0	0	0	0
Total	15,738,000	16,338,000	600,000	0

ALCOHOLIC BEVERAGE CONTROL

ALL FUND TYPES PROJECTED LEVELS OF EMPLOYMENT BY PROGRAM FILLED ANNUAL SALARIED POSITIONS

Program	Full-Time Equivalent Positions (FTE)		
	2006-07 Estimated FTEs 03/31/07	2007-08 Estimated FTEs 03/31/08	FTE Change
Administration			
Special Revenue Funds - Other	17	17	0
Compliance			
Special Revenue Funds - Other	71	71	0
Licensing and Wholesaler Services			
Special Revenue Funds - Other	68	68	0
Total	156	156	0

STATE OPERATIONS ALL FUNDS FINANCIAL REQUIREMENTS BY FUND TYPE APPROPRIATIONS (dollars)

Fund Type	Available 2006-07	Recommended 2007-08	Change
Special Revenue Funds - Other	15,738,000	16,338,000	600,000
Total	15,738,000	16,338,000	600,000

STATE OPERATIONS ALL FUNDS FINANCIAL REQUIREMENTS BY PROGRAM APPROPRIATIONS (dollars)

Program	Available 2006-07	Recommended 2007-08	Change
Administration			
Special Revenue Funds - Other	4,389,000	4,527,000	138,000
Compliance			
Special Revenue Funds - Other	6,459,000	6,706,000	247,000
Licensing and Wholesaler Services			
Special Revenue Funds - Other	4,890,000	5,105,000	215,000
Total	15,738,000	16,338,000	600,000

STATE OPERATIONS - OTHER THAN GENERAL FUND SUMMARY OF APPROPRIATIONS AND CHANGES 2007-08 RECOMMENDED (dollars)

Program	Total		Personal Service	
	Amount	Change	Amount	Change
Administration	4,527,000	138,000	1,190,000	45,000
Compliance	6,706,000	247,000	3,946,000	165,000
Licensing and Wholesaler Services	5,105,000	215,000	2,975,000	146,000
Total	16,338,000	600,000	8,111,000	356,000

Program	Nonpersonal Service	
	Amount	Change
Administration	3,337,000	93,000
Compliance	2,760,000	82,000
Licensing and Wholesaler Services	2,130,000	69,000
Total	8,227,000	244,000

DEPARTMENT OF AUDIT AND CONTROL

MISSION

The Department of Audit and Control was created in 1926 and is headed by the State Comptroller, who is elected by the people. The Department is responsible for paying the State's bills and payrolls; verifying all financial transactions of the State; reviewing the financial and management practices of State agencies; supervising the fiscal affairs of local governments; investing State funds and issuing bonds and notes; and administering the retirement program for State and most local government employees.

ORGANIZATION AND STAFFING

The operations of the Department of Audit and Control are organized into ten programs, with its main office in Albany and regional offices in New York City, Buffalo, Rochester, Syracuse, Binghamton, Glens Falls, Newburgh and Hauppauge. These regional offices function primarily as decentralized audit centers, providing financial review of the accounting of revenues collected and expenses incurred by counties, cities, towns and villages, school and fire districts and quasi-governmental entities. The Department will have a workforce of 2,484 positions for 2007-08.

FISCAL BACKGROUND AND BUDGET HIGHLIGHTS

The operating expenses of the Department are funded primarily with State tax dollars from the General Fund and with revenues from the Employee Retirement Systems. The Executive Budget recommends \$231 million for the Department's State Operations budget, including \$133 million, or 58 percent, in General Fund support.

Another 38 percent of the Department's State Operations budget will be supported in 2007-08 with the recommended \$89 million in funding from the Retirement Systems. Included in the funding for the Retirement Systems is \$5.4 million for the business process redesign of a legacy computer system and for additional personnel to implement new investment strategies. The remaining 4 percent of this budget will be funded with:

- \$5.8 million in payments made by the City of New York and certain businesses, which support the Department's costs associated with overseeing City finances and with administering an account related to oil spill cleanups;
- \$1.6 million in charges to the Retirement Systems for the Department's staff and other costs related to administering an internal auditing program; and
- \$1.8 million from investment earnings, which will finance checking and direct deposit costs of State government.

The Executive Budget Recommendation includes \$40 million in Aid to Localities for special accidental death benefits for the survivors of police and paid firefighters and \$80 million for indigent legal services.

AUDIT AND CONTROL

PROGRAM HIGHLIGHTS

- The Executive Direction, Legal Services and Administrative and Data Processing Services programs are responsible for the public information, internal audit, fiscal research, data processing, financial administration, legal, office services, management analysis and human resource functions of the Department.
- The Payroll and Revenue Services program conducts pre-audits of the State payroll and manages two statewide revenue programs. Staff assigned to this program administer the Abandoned Property Law, which requires the timely transfer of abandoned property to the State from holders of the property, notification of the legal owners of the property and payment of all valid claims.
- The State Services program audits all State agency, State public authority and New York City government programs to evaluate their effectiveness and efficiency. Staff assigned to this program also conduct a pre-audit of all non-payroll State expenditures. In this capacity, the Department acts as the State's bookkeeper, recording all collected revenues in the appropriate accounts, and posting all payments. The Higher Education Services Corporation and the departments of Labor and Civil Service fund on-site auditors who monitor selected activities of those agencies.
- The Local Government Services and Economic Development program examines and standardizes fiscal reports and accounts of all governmental and quasi-governmental entities within the State, and monitors and makes recommendations on the fiscal condition of municipalities. Staff also audit school districts and boards of cooperative education, with a portion of these costs funded by the State Education Department. This program also processes revenues generated by the local courts and by the sale of licenses for bingo and games of chance. These revenues are deposited in the Justice Court Fund and are subsequently distributed to the State and localities to which the funds are owed.
- The Office of the State Deputy Comptroller for the City of New York assists the New York State Financial Control Board in carrying out and exercising the responsibilities assigned, and powers granted, to the Board by the Financial Emergency Act for the City of New York.
- The Retirement Services program administers the State Retirement Systems, consisting of the Employees' Retirement System, the Police and Fire Retirement System and the Public Employees' Group Life Insurance Plan. Currently, there are about 3,001 participating government employers, 653,291 active and vested members and approximately 342,245 pensioners and their beneficiaries.
- The Pension Investment and Public Finance program, in addition to overseeing the assets of the Retirement Systems, issues general obligation debt, invests short-term moneys for the State and local governments and selects financial institutions to provide banking services to the State.
- Under Chapter 845 of the Laws of 1977, the Comptroller administers the New York State Environmental Protection and Oil Spill Compensation Fund. Costs associated with cleaning up oil spills are paid from the fund upon certification of the Commissioner of Environmental Conservation. Moneys in this fund consist of receipts from a fee levied on each barrel of petroleum shipped into the State.

AUDIT AND CONTROL

ALL FUNDS APPROPRIATIONS (dollars)

Category	Available 2006-07	Appropriations Recommended 2007-08	Change	Reappropriations Recommended 2007-08
State Operations	225,462,000	230,877,000	5,415,000	0
Aid To Localities	270,000,000	120,000,000	(150,000,000)	0
Capital Projects	0	0	0	0
Total	<u>495,462,000</u>	<u>350,877,000</u>	<u>(144,585,000)</u>	<u>0</u>

ALL FUND TYPES PROJECTED LEVELS OF EMPLOYMENT BY PROGRAM FILLED ANNUAL SALARIED POSITIONS

Program	Full-Time Equivalent Positions (FTE)		
	2006-07 Estimated FTEs	2007-08 Estimated FTEs	FTE Change
	03/31/07	03/31/08	
Administrative and Data Processing			
Services Program			
General Fund	334	334	0
Environmental Protection and Spill			
Compensation			
Special Revenue Funds - Other	6	6	0
Executive Direction			
General Fund	35	35	0
Internal Service Funds	13	13	0
Pension Investment and Public Finance			
Program			
General Fund	11	11	0
Fiduciary Funds	45	54	9
Legal Services			
General Fund	34	34	0
State Services Program			
General Fund	543	543	0
Special Revenue Funds - Federal	8	8	0
Internal Service Funds	11	11	0
Local Government Services and Economic			
Development Program			
General Fund	286	286	0
Payroll and Revenue Services			
General Fund	329	329	0
Office of the Special Deputy Comptroller for			
New York City			
Special Revenue Funds - Other	28	28	0
Retirement Services Program			
Fiduciary Funds	780	792	12
Total	<u>2,463</u>	<u>2,484</u>	<u>21</u>

AUDIT AND CONTROL

STATE OPERATIONS ALL FUNDS FINANCIAL REQUIREMENTS BY FUND TYPE APPROPRIATIONS (dollars)

<u>Fund Type</u>	<u>Available 2006-07</u>	<u>Recommended 2007-08</u>	<u>Change</u>
General Fund	133,052,000	133,052,000	0
Special Revenue Funds - Other	5,838,000	5,838,000	0
Internal Service Funds	3,487,000	3,487,000	0
Fiduciary Funds	83,085,000	88,500,000	5,415,000
Total	225,462,000	230,877,000	5,415,000

Adjustments:

Transfer(s) From

Criminal Justice Services, Division of General Fund	(210,000)
Appropriated 2006-07	225,252,000

STATE OPERATIONS ALL FUNDS FINANCIAL REQUIREMENTS BY PROGRAM APPROPRIATIONS (dollars)

<u>Program</u>	<u>Available 2006-07</u>	<u>Recommended 2007-08</u>	<u>Change</u>
Administrative and Data Processing Services Program			
General Fund	31,249,000	31,249,000	0
Environmental Protection and Spill Compensation			
Special Revenue Funds - Other	1,006,000	1,006,000	0
Executive Direction			
General Fund	5,712,000	5,712,000	0
Internal Service Funds	1,647,000	1,647,000	0
Pension Investment and Public Finance Program			
General Fund	1,379,000	1,379,000	0
Internal Service Funds	1,840,000	1,840,000	0
Fiduciary Funds	7,248,000	8,162,000	914,000
Legal Services			
General Fund	3,616,000	3,616,000	0
State Services Program			
General Fund	45,750,000	45,750,000	0
Local Government Services and Economic Development Program			
General Fund	20,224,000	20,224,000	0
Special Revenue Funds - Other	545,000	545,000	0
Payroll and Revenue Services			
General Fund	25,122,000	25,122,000	0
Office of the Special Deputy Comptroller for New York City			
Special Revenue Funds - Other	4,287,000	4,287,000	0
Retirement Services Program			
Fiduciary Funds	75,837,000	80,338,000	4,501,000
Total	225,462,000	230,877,000	5,415,000

AUDIT AND CONTROL

**STATE OPERATIONS - GENERAL FUND
SUMMARY OF PERSONAL SERVICE APPROPRIATIONS AND CHANGES
2007-08 RECOMMENDED
(dollars)**

Program	Total		Personal Service Regular (Annual Salaried)	
	Amount	Change	Amount	Change
Administrative and Data Processing				
Services Program	21,995,000	0	21,432,000	0
Executive Direction	5,046,000	0	4,703,000	0
Pension Investment and Public Finance Program	890,000	0	890,000	0
Legal Services	3,366,000	0	3,308,000	0
State Services Program	34,182,000	0	33,853,000	0
Local Government Services and Economic Development Program	18,163,000	0	17,971,000	0
Payroll and Revenue Services	16,196,000	0	15,725,000	0
Total	<u>99,838,000</u>	<u>0</u>	<u>97,882,000</u>	<u>0</u>

Program	Temporary Service (Nonannual Salaried)	
	Amount	Change
Administrative and Data Processing		
Services Program	563,000	0
Executive Direction	343,000	0
Pension Investment and Public Finance Program	0	0
Legal Services	58,000	0
State Services Program	329,000	0
Local Government Services and Economic Development Program	192,000	0
Payroll and Revenue Services	471,000	0
Total	<u>1,956,000</u>	<u>0</u>

AUDIT AND CONTROL

**STATE OPERATIONS - GENERAL FUND
SUMMARY OF NONPERSONAL SERVICE AND MAINTENANCE UNDISTRIBUTED
APPROPRIATIONS AND CHANGES
2007-08 RECOMMENDED
(dollars)**

Program	Total		Supplies and Materials	
	Amount	Change	Amount	Change
Administrative and Data Processing				
Services Program	9,254,000	0	609,000	0
Executive Direction	666,000	0	74,000	0
Pension Investment and Public Finance				
Program	489,000	0	12,000	0
Legal Services	250,000	0	66,000	0
State Services Program	11,568,000	0	446,000	0
Local Government Services and Economic				
Development Program	2,061,000	0	91,000	0
Payroll and Revenue Services	8,926,000	0	265,000	0
Total	<u>33,214,000</u>	<u>0</u>	<u>1,563,000</u>	<u>0</u>

Program	Travel		Contractual Services	
	Amount	Change	Amount	Change
Administrative and Data Processing				
Services Program	354,000	0	8,030,000	0
Executive Direction	91,000	0	474,000	0
Pension Investment and Public Finance				
Program	21,000	0	423,000	0
Legal Services	53,000	0	131,000	0
State Services Program	633,000	0	4,334,000	0
Local Government Services and Economic				
Development Program	1,156,000	0	760,000	0
Payroll and Revenue Services	228,000	0	6,277,000	0
Total	<u>2,536,000</u>	<u>0</u>	<u>20,429,000</u>	<u>0</u>

Program	Equipment	
	Amount	Change
Administrative and Data Processing		
Services Program	261,000	0
Executive Direction	27,000	0
Pension Investment and Public Finance		
Program	33,000	0
Legal Services	0	0
State Services Program	6,155,000	0
Local Government Services and Economic		
Development Program	54,000	0
Payroll and Revenue Services	2,156,000	0
Total	<u>8,686,000</u>	<u>0</u>

AUDIT AND CONTROL

STATE OPERATIONS - OTHER THAN GENERAL FUND SUMMARY OF APPROPRIATIONS AND CHANGES 2007-08 RECOMMENDED (dollars)

Program	Total Amount	Change	Personal Service Amount	Change
Environmental Protection and Spill Compensation	1,006,000	0	512,000	0
Executive Direction	1,647,000	0	1,038,000	0
Pension Investment and Public Finance Program	10,002,000	914,000	4,542,000	613,000
Local Government Services and Economic Development Program	545,000	0	300,000	0
Office of the Special Deputy Comptroller for New York City	4,287,000	0	2,702,000	0
Retirement Services Program	80,338,000	4,501,000	38,307,000	952,000
Total	<u>97,825,000</u>	<u>5,415,000</u>	<u>47,401,000</u>	<u>1,565,000</u>

Program	Nonpersonal Service Amount	Change
Environmental Protection and Spill Compensation	494,000	0
Executive Direction	609,000	0
Pension Investment and Public Finance Program	5,460,000	301,000
Local Government Services and Economic Development Program	245,000	0
Office of the Special Deputy Comptroller for New York City	1,585,000	0
Retirement Services Program	42,031,000	3,549,000
Total	<u>50,424,000</u>	<u>3,850,000</u>

AID TO LOCALITIES ALL FUNDS FINANCIAL REQUIREMENTS BY FUND TYPE APPROPRIATIONS (dollars)

Fund Type	Available 2006-07	Recommended 2007-08	Change
General Fund	190,000,000	40,000,000	(150,000,000)
Special Revenue Funds - Other	80,000,000	80,000,000	0
Total	<u>270,000,000</u>	<u>120,000,000</u>	<u>(150,000,000)</u>

Adjustments:			
Prior Year Deficiency			
Audit and Control, Department of General Fund	600,000		
Special Revenue Funds - Other	23,000,000		
Appropriated 2006-07	<u>293,600,000</u>		

AID TO LOCALITIES ALL FUNDS FINANCIAL REQUIREMENTS BY PROGRAM APPROPRIATIONS (dollars)

Program	Available 2006-07	Recommended 2007-08	Change
Executive Direction			
Special Revenue Funds - Other	80,000,000	80,000,000	0
State Services Program			
General Fund	40,000,000	40,000,000	0
Payroll and Revenue Services			
General Fund	150,000,000	0	(150,000,000)
Total	<u>270,000,000</u>	<u>120,000,000</u>	<u>(150,000,000)</u>

DIVISION OF THE BUDGET

MISSION

The Division of the Budget is responsible for assisting the Governor in the development of the Executive Budget and executes the budget as adopted by the Legislature. The Division also serves as the Governor's primary advisor on such fiscal matters as local government and public authority finances.

ORGANIZATION AND STAFFING

Located in Albany, the Division of the Budget operates under the direction of the Budget Director, who also serves as senior advisor to the Governor. The Division will maintain a workforce of 365 in 2007-08.

FISCAL BACKGROUND AND BUDGET HIGHLIGHTS

The 2007-08 Executive Budget recommends keeping Division of the Budget appropriations at the 2006-07 level of \$110.8 million.

Included in the total appropriations is \$1.5 million to improve the accountability and transparency of public authorities. These funds will support the activities and responsibilities of the Authority Budget Office, including conducting reviews and analysis of the operations, records and formation of public authorities, and assisting public authorities to comply with management and disclosure practices that are consistent with statutorily required principles of good corporate governance. This appropriation will also allow the Authority Budget Office to continue working with the Office of the State Comptroller on the development, implementation and maintenance of a public authority consolidated information and reporting system, which is scheduled to become operational this year. This system will provide the public with consistent and uniform information on public authority finances, debt schedules, property transactions and compensation practices. In addition, a portion of this funding may be transferred or sub-allocated to another State department or agency for the purpose of training members of public authority boards of directors in their legal, ethical, fiduciary and financial responsibilities, as required by the Public Authority Accountability Act of 2005.

Appropriations and reappropriations totaling \$90 million are also included to support the development of a financial system for the State, to be used by the Office of the State Comptroller, the Division of the Budget and State agencies. This new approach will integrate the State's financial transactions, improving the efficiency of government operations and providing detailed information on State finances from a single consolidated source. The system is expected to be phased in over several years. A plan to implement this statewide system will be developed and approved by the Director of the Budget and the State Comptroller.

BUDGET

PROGRAM HIGHLIGHTS

The Division's activities include:

- Establishing budget policy and agency direction;
- Providing fiscal policy advice in revenue and expenditure forecasting, budget process management and intergovernmental relations; and
- Coordinating the development and execution of State agency programs and budgets.

ALL FUNDS APPROPRIATIONS (dollars)

Category	Available 2006-07	Appropriations Recommended 2007-08	Change	Reappropriations Recommended 2007-08
State Operations	110,761,000	110,761,000	0	40,000,000
Aid To Localities	0	0	0	0
Capital Projects	0	0	0	0
Total	110,761,000	110,761,000	0	40,000,000

ALL FUND TYPES PROJECTED LEVELS OF EMPLOYMENT BY PROGRAM FILLED ANNUAL SALARIED POSITIONS

Program	Full-Time Equivalent Positions (FTE)		
	2006-07 Estimated FTEs 03/31/07	2007-08 Estimated FTEs 03/31/08	FTE Change
Budget Division			
General Fund	297	297	0
Special Revenue Funds - Other	33	33	0
Statewide Financial System Program			
Special Revenue Funds - Other	25	25	0
Public Authority Budget Office Program			
Special Revenue Funds - Other	10	10	0
Total	365	365	0

STATE OPERATIONS ALL FUNDS FINANCIAL REQUIREMENTS BY FUND TYPE APPROPRIATIONS (dollars)

Fund Type	Available 2006-07	Recommended 2007-08	Change
General Fund	33,407,000	33,407,000	0
Special Revenue Funds - Other	75,704,000	75,704,000	0
Internal Service Funds	1,650,000	1,650,000	0
Total	110,761,000	110,761,000	0

Adjustments:

Transfer(s) From	
Budget, Division of the Internal Service Funds	(50,000,000)
Transfer(s) To	
Budget, Division of the Special Revenue Funds - Other	50,000,000
Executive Chamber General Fund	173,000
Appropriated 2006-07	110,934,000

**STATE OPERATIONS
ALL FUNDS FINANCIAL REQUIREMENTS BY PROGRAM
APPROPRIATIONS
(dollars)**

Program	Available 2006-07	Recommended 2007-08	Change
Budget Division			
General Fund	29,407,000	29,407,000	0
Special Revenue Funds - Other	23,704,000	22,204,000	(1,500,000)
Internal Service Funds	1,650,000	1,650,000	0
Cash Management Improvement Act			
General Fund	4,000,000	4,000,000	0
Special Revenue Funds - Other	2,000,000	2,000,000	0
Statewide Financial System Program			
Special Revenue Funds - Other	50,000,000	50,000,000	0
Public Authority Budget Office Program			
Special Revenue Funds - Other	0	1,500,000	1,500,000
Total	<u>110,761,000</u>	<u>110,761,000</u>	<u>0</u>

**STATE OPERATIONS - GENERAL FUND
SUMMARY OF PERSONAL SERVICE APPROPRIATIONS AND CHANGES
2007-08 RECOMMENDED
(dollars)**

Program	Total		Personal Service Regular (Annual Salaried)	
	Amount	Change	Amount	Change
Budget Division	23,456,000	0	22,756,000	0
Total	<u>23,456,000</u>	<u>0</u>	<u>22,756,000</u>	<u>0</u>

Program	Temporary Service (Nonannual Salaried)		Holiday/Overtime Pay (Annual Salaried)	
	Amount	Change	Amount	Change
Budget Division	500,000	0	200,000	0
Total	<u>500,000</u>	<u>0</u>	<u>200,000</u>	<u>0</u>

**STATE OPERATIONS - GENERAL FUND
SUMMARY OF NONPERSONAL SERVICE AND MAINTENANCE UNDISTRIBUTED
APPROPRIATIONS AND CHANGES
2007-08 RECOMMENDED
(dollars)**

Program	Total		Supplies and Materials	
	Amount	Change	Amount	Change
Budget Division	5,951,000	0	200,000	0
Cash Management Improvement Act	4,000,000	0	0	0
Total	<u>9,951,000</u>	<u>0</u>	<u>200,000</u>	<u>0</u>

Program	Travel		Contractual Services	
	Amount	Change	Amount	Change
Budget Division	200,000	0	4,251,000	(29,000)
Cash Management Improvement Act	0	0	4,000,000	0
Total	<u>200,000</u>	<u>0</u>	<u>8,251,000</u>	<u>(29,000)</u>

Program	Equipment		Maintenance Undistributed	
	Amount	Change	Amount	Change
Budget Division	300,000	0	1,000,000	29,000
Cash Management Improvement Act	0	0	0	0
Total	<u>300,000</u>	<u>0</u>	<u>1,000,000</u>	<u>29,000</u>

BUDGET

STATE OPERATIONS - OTHER THAN GENERAL FUND
SUMMARY OF APPROPRIATIONS AND CHANGES
2007-08 RECOMMENDED
(dollars)

Program	Total		Personal Service	
	Amount	Change	Amount	Change
Budget Division	23,854,000	(1,500,000)	6,020,000	0
Cash Management Improvement Act	2,000,000	0	0	0
Statewide Financial System Program	50,000,000	0	2,000,000	2,000,000
Public Authority Budget Office Program	1,500,000	1,500,000	800,000	800,000
Total	<u>77,354,000</u>	<u>0</u>	<u>8,820,000</u>	<u>2,800,000</u>

Program	Nonpersonal Service		Maintenance Undistributed	
	Amount	Change	Amount	Change
Budget Division	17,684,000	(1,500,000)	150,000	0
Cash Management Improvement Act	0	0	2,000,000	0
Statewide Financial System Program	48,000,000	48,000,000	0	(50,000,000)
Public Authority Budget Office Program	700,000	700,000	0	0
Total	<u>66,384,000</u>	<u>47,200,000</u>	<u>2,150,000</u>	<u>(50,000,000)</u>

CAPITAL DEFENDER OFFICE

MISSION

Established simultaneously with the 1995 restoration of the death penalty, the Capital Defender Office is authorized to defend any indigent person charged with a capital crime. Under the 1995 death penalty legislation, persons convicted of first-degree murder could be sentenced to death by lethal injection, life imprisonment without parole, or 20 to 25 years in prison.

On June 24, 2004 the New York Court of Appeals determined that certain provisions of the death penalty statute were unconstitutional. The Court also directed that first degree murder charges could not proceed as capital cases absent the statute being repaired by the Legislature. As of the beginning of the 2007 session, the Legislature has not enacted a statute addressing the issues raised by the Court.

Nevertheless, the Capital Defender Office remains ready to act should the death penalty be restored, and will ensure that offenders who face the death penalty receive the full legal protection to which they are entitled under law.

ORGANIZATION AND STAFFING

A three-member Board oversees the work of the Office. The Board members are appointed, one each by the Temporary President of the Senate, the Speaker of the Assembly and the Chief Judge of the Court of Appeals. The Office will have a staff of 7 located in offices in New York City and Albany.

FISCAL BACKGROUND AND BUDGET HIGHLIGHTS

The Executive Budget recommendation provides a total of \$1.3 million in State tax dollars to fund the cost of providing death penalty defense in 2007-08. These funds will support the Office's staff attorneys, investigators and experts as well as legal aid societies and private attorneys appointed to represent indigent defendants in capital cases.

PROGRAM HIGHLIGHTS

Since 1995, there have been a total of 877 capital-eligible cases and 58 notices of intent to seek the death penalty filed by the State's district attorneys. No notices were filed during 2005 and 2006. There is only one remaining death penalty case pending review by the Court of Appeals.

ALL FUNDS APPROPRIATIONS (dollars)

Category	Available 2006-07	Appropriations Recommended 2007-08	Change	Reappropriations Recommended 2007-08
State Operations	6,600,000	1,300,000	(5,300,000)	0
Aid To Localities	0	0	0	0
Capital Projects	0	0	0	0
Total	6,600,000	1,300,000	(5,300,000)	0

CAPITAL DEFENDER

**ALL FUND TYPES
PROJECTED LEVELS OF EMPLOYMENT BY PROGRAM
FILLED ANNUAL SALARIED POSITIONS**

Full-Time Equivalent Positions (FTE)

Program	2006-07 Estimated FTEs 03/31/07	2007-08 Estimated FTEs 03/31/08	FTE Change
Capital Defense			
General Fund	7	7	0
Total	<u>7</u>	<u>7</u>	<u>0</u>

**STATE OPERATIONS
ALL FUNDS FINANCIAL REQUIREMENTS BY FUND TYPE
APPROPRIATIONS
(dollars)**

Fund Type	Available 2006-07	Recommended 2007-08	Change
General Fund	6,600,000	1,300,000	(5,300,000)
Total	<u>6,600,000</u>	<u>1,300,000</u>	<u>(5,300,000)</u>

**STATE OPERATIONS
ALL FUNDS FINANCIAL REQUIREMENTS BY PROGRAM
APPROPRIATIONS
(dollars)**

Program	Available 2006-07	Recommended 2007-08	Change
Capital Defense			
General Fund	6,600,000	1,300,000	(5,300,000)
Total	<u>6,600,000</u>	<u>1,300,000</u>	<u>(5,300,000)</u>

**STATE OPERATIONS - GENERAL FUND
SUMMARY OF PERSONAL SERVICE APPROPRIATIONS AND CHANGES
2007-08 RECOMMENDED
(dollars)**

Program	Total		Personal Service Regular (Annual Salaried)	
	Amount	Change	Amount	Change
Capital Defense	800,000	0	800,000	0
Total	<u>800,000</u>	<u>0</u>	<u>800,000</u>	<u>0</u>

**STATE OPERATIONS - GENERAL FUND
SUMMARY OF NONPERSONAL SERVICE AND MAINTENANCE UNDISTRIBUTED
APPROPRIATIONS AND CHANGES
2007-08 RECOMMENDED
(dollars)**

Program	Total		Supplies and Materials	
	Amount	Change	Amount	Change
Capital Defense	500,000	(5,300,000)	13,000	0
Total	<u>500,000</u>	<u>(5,300,000)</u>	<u>13,000</u>	<u>0</u>

Program	Travel		Contractual Services	
	Amount	Change	Amount	Change
Capital Defense	8,000	0	474,000	0
Total	<u>8,000</u>	<u>0</u>	<u>474,000</u>	<u>0</u>

Program	Equipment		Maintenance Undistributed	
	Amount	Change	Amount	Change
Capital Defense	5,000	0	0	(5,300,000)
Total	<u>5,000</u>	<u>0</u>	<u>0</u>	<u>(5,300,000)</u>

DEPARTMENT OF CIVIL SERVICE

MISSION

In accordance with the Civil Service Law, the Department of Civil Service is charged with providing human resource management services to State and local governments.

ORGANIZATION AND STAFFING

Based in Albany, the Department of Civil Service operates under the direction of a Commissioner appointed by the Governor. The Civil Service Commission, consisting of the Commissioner, who serves as its President, and two Commissioners appointed by the Governor. The Commission also acts as an appellate body responsible for reviewing determinations of the Department and the Director of Classification and Compensation. The Department's 2007-08 workforce of 543 reflects a reduction of 30 positions. These savings will be achieved through attrition by allowing another agency to perform selected administrative functions and consolidating similar examination-related functions within the Testing and Staffing divisions.

The responsibilities of the Department are carried out through eight divisions:

- The Division of Information Resource Management provides the Department's basic data, information and systems and has primary responsibility for implementation of the Department's technology projects;
- The Staffing Services Division provides State agencies with personnel recruitment and placement services. The Division coordinates the Department's response to agency personnel operations and develops and administers a variety of tests for State positions, including oral, training and experience and performance assessment tests;
- The Testing Services Division develops, administers and validates State and local written tests;
- The Division of Classification and Compensation determines appropriate job titles for agency functions and salary levels for existing and new positions;
- The Division of Personnel Services encompasses the Employee Benefits Division and the Employee Health Service. The Employee Benefits Division administers health, dental, life, vision, disability and accident benefit programs for State employees and participating local governments. Responsibilities include contracting with insurance companies and other vendors to deliver services, financial management of these programs, communicating plan provisions to subscribers, assisting enrollees in resolving disputed claims, maintaining enrollment information for over 1.2 million covered individuals and financial accounting for approximately \$5.9 billion in annual premiums through the New York Benefits Eligibility and Accounting System. The Employee Health Service is responsible for conducting and administering medical examinations and evaluations, work place nursing activities, and occupational health screenings and immunizations for NYS employees located in nursing stations throughout the State;
- The Municipal Service Division assists 101 local civil service agencies in classifying positions, interpreting laws and rules and, together with the Testing Division, providing selection devices and examinations;

CIVIL SERVICE

- The Diversity Planning and Management Division approves and monitors affirmative action plans for State agencies, provides technical assistance and training in the achievement of cultural diversity in the work force and is also responsible for administering the Workers With Disabilities Program; and
- The Division of Administration provides leadership, management direction and support for the operating divisions of the Department, and is composed of units responsible for personnel, finance, legal, internal audit, planning and training functions.

FISCAL BACKGROUND AND BUDGET HIGHLIGHTS

The Department is funded, in part, with tax dollars from the General Fund that supports approximately 35 percent of the Agency's operations. The remaining 65 percent of its operations are funded with payments from other agencies and governmental entities, most of which are made by employers participating in the New York State Health Insurance Program. The premiums paid by public employers are partially used to offset the Department's cost of administering the program. Similarly, the Department is reimbursed for testing and other services provided to State agencies whose operations are funded by special industry assessments. In addition, the Department is authorized to offset some operating costs through application fees for certain State and local examinations. State examination fees are imposed on many of the tests that are open to the general public. The Executive Budget recommends funding of \$63.2 million for the Department, which includes \$21.4 million in General Fund support and \$41.8 million in payments from other State agencies and public entities.

PROGRAM HIGHLIGHTS

In 2007-08, the Department will continue targeted investments in technology to improve their services to employees and retirees. MYSHIP, designed to allow employees to view information on their benefits, submit address change requests, and order Empire Plan ID cards via the Internet will be further enhanced. In addition, the Department will develop an Integrated Testing System (ITS) to enhance the quality and timeliness of test scoring, list certifications and employee placements.

Last year, the Department's Employee Benefits Division (EBD) achieved a reduction of \$131.5 million for Empire Plan subscribers through negotiated changes to the insurance companies requested initial 2007 premium, resulting in an aggregate 2007 Empire Plan premium increase of only 6.6 percent.

As a result of new Medicare Part D provisions effective January 1, 2006, EBD implemented procedures to continue prescription drug coverage under both the Empire Plan and HMOs for Medicare eligible retirees, while seeking the Federal subsidy to partially offset the cost of that coverage. Based on claims paid through August 2006, the Program has received \$72 million in the Medicare Part D subsidy. The State received approximately 50 percent of these subsidies, with the remaining half going to local participating agency and participating employers. Local agencies receive their subsidy share through a credit applied to their health insurance bill, while the State's share is deposited to a Special Revenue account.

**ALL FUNDS
APPROPRIATIONS
(dollars)**

Category	Available 2006-07	Appropriations Recommended 2007-08	Change	Reappropriations Recommended 2007-08
State Operations	64,551,000	63,191,000	(1,360,000)	0
Aid To Localities	0	0	0	0
Capital Projects	0	0	0	0
Total	64,551,000	63,191,000	(1,360,000)	0

**ALL FUND TYPES
PROJECTED LEVELS OF EMPLOYMENT BY PROGRAM
FILLED ANNUAL SALARIED POSITIONS**

Full-Time Equivalent Positions (FTE)

Program	2006-07 Estimated FTEs 03/31/07	2007-08 Estimated FTEs 03/31/08	FTE Change
Administration and Information			
Management			
General Fund	85	75	(10)
Special Revenue Funds - Other	5	5	0
Internal Service Funds	23	23	0
Local Civil Service			
General Fund	14	14	0
Labor Management Programs			
General Fund	17	17	0
Personnel Benefit Services			
General Fund	32	32	0
Internal Service Funds	158	158	0
Personnel Management Services			
General Fund	188	168	(20)
Internal Service Funds	51	51	0
Total	573	543	(30)

**STATE OPERATIONS
ALL FUNDS FINANCIAL REQUIREMENTS BY FUND TYPE
APPROPRIATIONS
(dollars)**

Fund Type	Available 2006-07	Recommended 2007-08	Change
General Fund	22,791,000	21,431,000	(1,360,000)
Special Revenue Funds - Other	2,300,000	2,300,000	0
Internal Service Funds	39,460,000	39,460,000	0
Total	64,551,000	63,191,000	(1,360,000)

Adjustments:

Transfer(s) To	
Executive Chamber	
General Fund	45,000
Appropriated 2006-07	<u>64,596,000</u>

CIVIL SERVICE

STATE OPERATIONS ALL FUNDS FINANCIAL REQUIREMENTS BY PROGRAM APPROPRIATIONS (dollars)

<u>Program</u>	<u>Available 2006-07</u>	<u>Recommended 2007-08</u>	<u>Change</u>
Administration and Information			
Management			
General Fund	6,401,000	5,911,000	(490,000)
Internal Service Funds	3,269,000	3,269,000	0
Local Civil Service			
General Fund	1,046,000	1,046,000	0
Personnel Benefit Services			
General Fund	2,132,000	2,132,000	0
Special Revenue Funds - Other	300,000	300,000	0
Internal Service Funds	28,422,000	28,422,000	0
Personnel Management Services			
General Fund	13,212,000	12,342,000	(870,000)
Special Revenue Funds - Other	2,000,000	2,000,000	0
Internal Service Funds	7,769,000	7,769,000	0
Total	<u>64,551,000</u>	<u>63,191,000</u>	<u>(1,360,000)</u>

STATE OPERATIONS - GENERAL FUND SUMMARY OF PERSONAL SERVICE APPROPRIATIONS AND CHANGES 2007-08 RECOMMENDED (dollars)

<u>Program</u>	<u>Total</u>		<u>Personal Service Regular (Annual Salaried)</u>	
	<u>Amount</u>	<u>Change</u>	<u>Amount</u>	<u>Change</u>
Administration and Information				
Management	5,215,000	(490,000)	5,212,000	(490,000)
Local Civil Service	1,014,000	0	1,013,000	0
Personnel Benefit Services	1,902,000	0	1,872,000	0
Personnel Management Services	10,042,000	(870,000)	9,139,000	(870,000)
Total	<u>18,173,000</u>	<u>(1,360,000)</u>	<u>17,236,000</u>	<u>(1,360,000)</u>

<u>Program</u>	<u>Temporary Service (Nonannual Salaried)</u>		<u>Holiday/Overtime Pay (Annual Salaried)</u>	
	<u>Amount</u>	<u>Change</u>	<u>Amount</u>	<u>Change</u>
Administration and Information				
Management	0	0	3,000	0
Local Civil Service	0	0	1,000	0
Personnel Benefit Services	28,000	0	2,000	0
Personnel Management Services	887,000	0	16,000	0
Total	<u>915,000</u>	<u>0</u>	<u>22,000</u>	<u>0</u>

CIVIL SERVICE

**STATE OPERATIONS - GENERAL FUND
SUMMARY OF NONPERSONAL SERVICE AND MAINTENANCE UNDISTRIBUTED
APPROPRIATIONS AND CHANGES
2007-08 RECOMMENDED
(dollars)**

Program	Total		Supplies and Materials	
	Amount	Change	Amount	Change
Administration and Information				
Management	696,000	0	45,000	0
Local Civil Service	32,000	0	6,000	0
Personnel Benefit Services	230,000	0	37,000	0
Personnel Management Services	2,300,000	0	168,000	0
Total	3,258,000	0	256,000	0

Program	Travel		Contractual Services	
	Amount	Change	Amount	Change
Administration and Information				
Management	32,000	0	539,000	0
Local Civil Service	11,000	0	15,000	0
Personnel Benefit Services	20,000	0	143,000	0
Personnel Management Services	171,000	0	1,938,000	0
Total	234,000	0	2,635,000	0

Program	Equipment	
	Amount	Change
Administration and Information		
Management	80,000	0
Local Civil Service	0	0
Personnel Benefit Services	30,000	0
Personnel Management Services	23,000	0
Total	133,000	0

**STATE OPERATIONS - OTHER THAN GENERAL FUND
SUMMARY OF APPROPRIATIONS AND CHANGES
2007-08 RECOMMENDED
(dollars)**

Program	Total		Personal Service	
	Amount	Change	Amount	Change
Administration and Information				
Management	3,269,000	0	1,567,000	0
Personnel Benefit Services	28,722,000	0	9,817,000	0
Personnel Management Services	9,769,000	0	5,197,000	0
Total	41,760,000	0	16,581,000	0

Program	Nonpersonal Service		Maintenance Undistributed	
	Amount	Change	Amount	Change
Administration and Information				
Management	1,702,000	0	0	0
Personnel Benefit Services	11,427,000	0	7,478,000	0
Personnel Management Services	4,572,000	0	0	0
Total	17,701,000	0	7,478,000	0

CONSUMER PROTECTION BOARD

MISSION

The Consumer Protection Board was created to protect and advance the rights of New York State's consumers. The Agency handles consumer complaints and mediates consumer disputes; promotes consumer education and fraud prevention; and represents consumers in utility rate cases. The Agency also advises the Governor on consumer issues and recommends legislative initiatives on consumer related matters.

ORGANIZATION AND STAFFING

The Consumer Protection Board consists of three units: Consumer Assistance Unit, Law and Investigations Unit and Office of Strategic Programs. The Agency is located in Albany, with satellite offices in Rochester, Long Island, Newburgh, Utica and New York City. The Consumer Protection Board will have a workforce of 32 in 2007-08.

FISCAL BACKGROUND AND BUDGET HIGHLIGHTS

The Consumer Protection Board is financed entirely from non-taxpayer sources, primarily assessments on utilities operating within the State. The Executive Budget recommendation provides approximately \$4.4 million for the Consumer Protection Board for 2007-08, an increase of \$81,000, that will permit the Board to provide greater assistance in resolving consumer complaints and enhance consumer education programs.

PROGRAM HIGHLIGHTS

The Office of Strategic Programs consists of the utility intervention and outreach information units. These units represent consumers in utility rate cases and develop and deliver informational programs on consumer related issues. The Consumer Assistance Unit mediates disputes between consumers and businesses. The Office of Law and Investigations researches and investigates consumer issues including potential violations of New York State's Motor Fuel Marketing Practices Act and enforces the No Telemarketing Sales Call Law.

ALL FUNDS APPROPRIATIONS (dollars)

Category	Available	Appropriations	Change	Reappropriations
	2006-07	Recommended 2007-08		Recommended 2007-08
State Operations	4,357,000	4,438,000	81,000	0
Aid To Localities	0	0	0	0
Capital Projects	0	0	0	0
Total	4,357,000	4,438,000	81,000	0

CONSUMER PROTECTION

**ALL FUND TYPES
PROJECTED LEVELS OF EMPLOYMENT BY PROGRAM
FILLED ANNUAL SALARIED POSITIONS**

Full-Time Equivalent Positions (FTE)

Program	2006-07 Estimated FTEs 03/31/07	2007-08 Estimated FTEs 03/31/08	FTE Change
Consumer Protection			
Special Revenue Funds - Other	32	32	0
Total	<u>32</u>	<u>32</u>	<u>0</u>

**STATE OPERATIONS
ALL FUNDS FINANCIAL REQUIREMENTS BY FUND TYPE
APPROPRIATIONS
(dollars)**

Fund Type	Available 2006-07	Recommended 2007-08	Change
Special Revenue Funds - Other	4,357,000	4,438,000	81,000
Total	<u>4,357,000</u>	<u>4,438,000</u>	<u>81,000</u>

**STATE OPERATIONS
ALL FUNDS FINANCIAL REQUIREMENTS BY PROGRAM
APPROPRIATIONS
(dollars)**

Program	Available 2006-07	Recommended 2007-08	Change
Consumer Protection			
Special Revenue Funds - Other	4,357,000	4,438,000	81,000
Total	<u>4,357,000</u>	<u>4,438,000</u>	<u>81,000</u>

**STATE OPERATIONS - OTHER THAN GENERAL FUND
SUMMARY OF APPROPRIATIONS AND CHANGES
2007-08 RECOMMENDED
(dollars)**

Program	Total		Personal Service	
	Amount	Change	Amount	Change
Consumer Protection	4,438,000	81,000	2,184,000	46,000
Total	<u>4,438,000</u>	<u>81,000</u>	<u>2,184,000</u>	<u>46,000</u>

Program	Nonpersonal Service		Maintenance Undistributed	
	Amount	Change	Amount	Change
Consumer Protection	2,243,000	35,000	11,000	0
Total	<u>2,243,000</u>	<u>35,000</u>	<u>11,000</u>	<u>0</u>

STATE COMMISSION OF CORRECTION

MISSION

The State Commission of Correction regulates and oversees the operation and management of State and local correctional facilities. The Agency's role is to promote a safe, secure and stable correctional system and to provide for the accountability of corrections officials. As a result of legislation enacted in 1996, the Commission's role includes the oversight of secure youth facilities operated by the Office of Children and Family Services.

ORGANIZATION AND STAFFING

The Commission is made up of three members appointed by the Governor, one of whom is designated Chair. The other Commissioners respectively chair the Citizens Policy and Complaint Review Council, which reviews grievances and complaints against correctional facilities, and the Medical Review Board, which investigates inmate deaths and oversees inmate health care services.

Regional teams of review specialists are responsible for visiting and inspecting local and State correctional facilities. They investigate unusual events at facilities, provide technical assistance to improve facility management and monitor facilities for compliance with standards and regulations. The agency will operate in 2007-08 with a staff of 35.

FISCAL BACKGROUND AND BUDGET HIGHLIGHTS

The Commission of Correction will be supported by approximately \$2.6 million in State tax dollars in 2007-08 .

PROGRAM HIGHLIGHTS

The Commission monitors 70 State correctional facilities, 60 county jails, 16 New York City correctional facilities, 316 locally operated police department detention facilities throughout the State and 4 juvenile detention facilities operated by the Office of Children and Family Services. The agency also participates in the multi-agency Criminal Justice Systems Analysis Team (CJSAT) — operated in conjunction with the Division of Criminal Justice Services and the Division of Probation and Correctional Alternatives — to assist localities in analyzing operational issues in local correctional facilities.

ALL FUNDS APPROPRIATIONS (dollars)

Category	Available 2006-07	Appropriations Recommended 2007-08	Change	Reappropriations Recommended 2007-08
State Operations	2,607,000	2,645,000	38,000	0
Aid To Localities	0	0	0	0
Capital Projects	0	0	0	0
Total	2,607,000	2,645,000	38,000	0

CORRECTION

**ALL FUND TYPES
PROJECTED LEVELS OF EMPLOYMENT BY PROGRAM
FILLED ANNUAL SALARIED POSITIONS**

<u>Program</u>	Full-Time Equivalent Positions (FTE)		
	2006-07	2007-08	FTE Change
	Estimated FTEs 03/31/07	Estimated FTEs 03/31/08	
Improvement of Correctional Facilities			
General Fund	32	35	3
Special Revenue Funds - Federal	3	0	(3)
Total	<u>35</u>	<u>35</u>	<u>0</u>

**STATE OPERATIONS
ALL FUNDS FINANCIAL REQUIREMENTS BY FUND TYPE
APPROPRIATIONS
(dollars)**

<u>Fund Type</u>	Available	Recommended	Change
	2006-07	2007-08	
General Fund	2,607,000	2,645,000	38,000
Total	<u>2,607,000</u>	<u>2,645,000</u>	<u>38,000</u>

**STATE OPERATIONS
ALL FUNDS FINANCIAL REQUIREMENTS BY PROGRAM
APPROPRIATIONS
(dollars)**

<u>Program</u>	Available	Recommended	Change
	2006-07	2007-08	
Improvement of Correctional Facilities			
General Fund	2,607,000	2,645,000	38,000
Total	<u>2,607,000</u>	<u>2,645,000</u>	<u>38,000</u>

**STATE OPERATIONS - GENERAL FUND
SUMMARY OF PERSONAL SERVICE APPROPRIATIONS AND CHANGES
2007-08 RECOMMENDED
(dollars)**

<u>Program</u>	Total		Personal Service Regular (Annual Salaried)	
	Amount	Change	Amount	Change
Improvement of Correctional Facilities	2,164,000	25,000	2,144,000	25,000
Total	<u>2,164,000</u>	<u>25,000</u>	<u>2,144,000</u>	<u>25,000</u>

<u>Program</u>	Holiday/Overtime Pay (Annual Salaried)	
	Amount	Change
Improvement of Correctional Facilities	20,000	0
Total	<u>20,000</u>	<u>0</u>

CORRECTION

STATE OPERATIONS - GENERAL FUND
SUMMARY OF NONPERSONAL SERVICE AND MAINTENANCE UNDISTRIBUTED
APPROPRIATIONS AND CHANGES
2007-08 RECOMMENDED
(dollars)

Program	Total		Supplies and Materials	
	Amount	Change	Amount	Change
Improvement of Correctional Facilities	481,000	13,000	16,000	0
Total	481,000	13,000	16,000	0

Program	Travel		Contractual Services	
	Amount	Change	Amount	Change
Improvement of Correctional Facilities	166,000	5,000	291,000	8,000
Total	166,000	5,000	291,000	8,000

Program	Equipment	
	Amount	Change
Improvement of Correctional Facilities	8,000	0
Total	8,000	0

DEPARTMENT OF CORRECTIONAL SERVICES

MISSION

The Department of Correctional Services is responsible for the safe and secure confinement of convicted felons, and the preparation of these individuals for successful reintegration into the community upon release.

ORGANIZATION AND STAFFING

The Department oversees the nation's fourth largest state prison system. With a staff of approximately 31,500 employees, the Department currently operates 70 institutions, grouped within nine regional hubs. Each correctional facility is managed by a Superintendent, who reports to the Commissioner. More than 21,000, or 68 percent, of the Department's staff are security personnel, with remaining personnel primarily dedicated to the delivery of inmate programs, health services or facility operations. The Department also operates the Willard Drug Treatment Campus in Seneca County, in cooperation with the Division of Parole and the Office of Alcoholism and Substance Abuse Services.

FISCAL BACKGROUND AND BUDGET HIGHLIGHTS

For 2007-08 the Department will be supported by appropriations of \$2.9 billion. Recommendations account for the current and projected prison population and support the safe and efficient operation of the state prison system.

The Department's \$2.6 billion in operating expenses will be supported primarily by State tax dollars, which comprise 94 percent of the Department's operating budget. Nearly \$37 million in Federal funds offset the State cost of housing illegal alien felons, inmate education and substance abuse treatment. Another \$79.7 million is authorized for the operation of the Correctional Industries program, an inmate vocational program which produces commodities for sale to government agencies. Finally, \$300 million will support the Department's capital program.

As in the past, the recommended budget assumes the Department will continue to undertake actions to generate operating efficiencies. This year, the Department expects to focus on pursuing energy efficiency improvement projects which reduce energy utilization, streamlining business offices and other administrative practices, and exploring new ways to deliver health services in a more cost-effective manner.

PROGRAM HIGHLIGHTS

Since peaking at 71,472 inmates in December 1999, the under-custody population has declined by over 8,000 inmates to a projection of approximately 63,400 under-custody inmates. Yet, the system continues to operate the same number of facilities.

CORRECTIONAL SERVICES

Therefore, the Governor recommends the creation of a commission to examine how much prison capacity is needed. The Governor seeks an open, transparent process in which to evaluate current prison capacity and consider recommendations for closures, while allowing the opportunity for stakeholder input. No closures are expected in 2007-08, as the commission requires time to deliberate.

The Governor also seeks to begin a debate regarding the criminal sanctions and sentencing structure in New York. A second commission will consider sentencing reform, under a timeline that could allow recommendations concerning sentencing structure to impact recommendations by the first commission concerning changes to prison capacity and potential prison closures.

While these long-term reforms get underway, the Department will take immediate action to improve their programs aimed at preparing inmates for release from prison. The Department will transform existing facilities into transition centers, aimed at giving inmates the tools they need to succeed when released. The work release program will be a key component of this effort, providing inmates with the opportunity, prior to release, to work in a job in the community.

The Department will also strengthen its partnership with the Division of Parole. The two agencies will closely coordinate their efforts to prepare inmates for their transition to the community. A thorough assessment will be made of the roles and responsibilities of the two agencies, to ensure that resources are invested in programs that result in the best outcomes for both inmates and the community. Further, the Department will work with the Division of Parole to relieve local jails of alleged parole violators awaiting a hearing, placing them either in State prison or under increased community supervision.

In concert with the Office of Mental Health, the Department will proceed with targeted investments to expand and enhance services to prisoners with mental illness, featuring the development of a specialized residential mental health program – as an alternative to a Special Housing Unit placement – specifically for those with persistent mental illness.

The Department will also continue to offer a wide range of programs for inmates, aimed at reducing recidivism, including vocational training, sex offender and substance abuse treatment, and aggression management.

ALL FUNDS APPROPRIATIONS (dollars)

Category	Available 2006-07	Appropriations Recommended 2007-08	Change	Reappropriations Recommended 2007-08
State Operations	2,730,181,000	2,609,712,000	(120,469,000)	36,800,000
Aid To Localities	6,000,000	6,000,000	0	6,000,000
Capital Projects	249,300,000	300,000,000	50,700,000	427,417,000
Total	<u>2,985,481,000</u>	<u>2,915,712,000</u>	<u>(69,769,000)</u>	<u>470,217,000</u>

CORRECTIONAL SERVICES

ALL FUND TYPES PROJECTED LEVELS OF EMPLOYMENT BY PROGRAM FILLED ANNUAL SALARIED POSITIONS

Full-Time Equivalent Positions (FTE)			
Program	2006-07 Estimated FTEs 03/31/07	2007-08 Estimated FTEs 03/31/08	FTE Change
Administration			
General Fund	235	235	0
Special Revenue Funds - Federal	671	671	0
Enterprise Funds	11	11	0
Correctional Industries			
Internal Service Funds	474	474	0
Facilities Planning and Development			
Capital Projects Funds - Other	32	32	0
Health Services			
General Fund	1,946	1,972	26
Enterprise Funds	26	0	(26)
Program Services			
General Fund	3,272	3,314	42
Enterprise Funds	42	0	(42)
Supervision of Inmates			
General Fund	21,284	21,284	0
Support Services			
General Fund	3,574	3,521	(53)
Total	31,567	31,514	(53)

STATE OPERATIONS ALL FUNDS FINANCIAL REQUIREMENTS BY FUND TYPE APPROPRIATIONS (dollars)

Fund Type	Available 2006-07	Recommended 2007-08	Change
General Fund	2,560,201,000	2,447,404,000	(112,797,000)
Special Revenue Funds - Federal	35,700,000	36,800,000	1,100,000
Special Revenue Funds - Other	850,000	1,450,000	600,000
Enterprise Funds	59,322,000	44,347,000	(14,975,000)
Internal Service Funds	74,108,000	79,711,000	5,603,000
Total	2,730,181,000	2,609,712,000	(120,469,000)
Adjustments:			
Transfer(s) From			
Special Pay Bill			
General Fund	(375,518,000)		
Enterprise Funds	(276,000)		
Internal Service Funds	(2,863,000)		
Transfer(s) To			
Executive Chamber			
General Fund	40,000		
Appropriated 2006-07	2,351,564,000		

CORRECTIONAL SERVICES

STATE OPERATIONS ALL FUNDS FINANCIAL REQUIREMENTS BY PROGRAM APPROPRIATIONS (dollars)

Program	Available 2006-07	Recommended 2007-08	Change
Administration			
General Fund	27,517,000	27,314,000	(203,000)
Special Revenue Funds - Federal	35,700,000	36,800,000	1,100,000
Special Revenue Funds - Other	250,000	250,000	0
Enterprise Funds	2,082,000	2,682,000	600,000
Correctional Industries			
Internal Service Funds	74,108,000	79,711,000	5,603,000
Health Services			
General Fund	323,694,000	349,078,000	25,384,000
Enterprise Funds	2,613,000	0	(2,613,000)
Program Services			
General Fund	205,101,000	222,341,000	17,240,000
Special Revenue Funds - Other	100,000	100,000	0
Enterprise Funds	53,262,000	39,900,000	(13,362,000)
Supervision of Inmates			
General Fund	1,551,568,000	1,386,479,000	(165,089,000)
Support Services			
General Fund	452,321,000	462,192,000	9,871,000
Special Revenue Funds - Other	500,000	1,100,000	600,000
Enterprise Funds	1,365,000	1,765,000	400,000
Total	<u>2,730,181,000</u>	<u>2,609,712,000</u>	<u>(120,469,000)</u>

STATE OPERATIONS - GENERAL FUND SUMMARY OF PERSONAL SERVICE APPROPRIATIONS AND CHANGES 2007-08 RECOMMENDED (dollars)

Program	Total		Personal Service Regular (Annual Salaried)	
	Amount	Change	Amount	Change
Administration	15,663,000	193,000	15,549,000	154,000
Health Services	126,785,000	5,384,000	114,022,000	4,054,000
Program Services	175,811,000	4,817,000	159,308,000	3,920,000
Supervision of Inmates	1,361,452,000	(166,613,000)	1,281,017,000	(178,591,000)
Support Services	165,720,000	3,400,000	155,352,000	2,834,000
Total	<u>1,845,431,000</u>	<u>(152,819,000)</u>	<u>1,725,248,000</u>	<u>(167,629,000)</u>

Program	Temporary Service (Nonannual Salaried)		Holiday/Overtime Pay (Annual Salaried)	
	Amount	Change	Amount	Change
Administration	0	0	114,000	39,000
Health Services	4,424,000	505,000	8,339,000	825,000
Program Services	12,537,000	620,000	3,966,000	277,000
Supervision of Inmates	15,071,000	7,895,000	65,364,000	4,083,000
Support Services	442,000	0	9,926,000	566,000
Total	<u>32,474,000</u>	<u>9,020,000</u>	<u>87,709,000</u>	<u>5,790,000</u>

CORRECTIONAL SERVICES

STATE OPERATIONS - GENERAL FUND SUMMARY OF NONPERSONAL SERVICE AND MAINTENANCE UNDISTRIBUTED APPROPRIATIONS AND CHANGES 2007-08 RECOMMENDED (dollars)

Program	Total		Supplies and Materials	
	Amount	Change	Amount	Change
Administration	11,651,000	(396,000)	503,000	(20,000)
Health Services	222,293,000	20,000,000	85,101,000	3,993,000
Program Services	46,530,000	12,423,000	12,362,000	2,440,000
Supervision of Inmates	25,027,000	1,524,000	12,210,000	1,290,000
Support Services	296,472,000	6,471,000	133,627,000	1,814,000
Total	601,973,000	40,022,000	243,803,000	9,517,000

Program	Travel		Contractual Services	
	Amount	Change	Amount	Change
Administration	446,000	(8,000)	7,844,000	(336,000)
Health Services	552,000	257,000	133,719,000	15,502,000
Program Services	703,000	223,000	30,067,000	8,768,000
Supervision of Inmates	4,057,000	583,000	8,002,000	1,328,000
Support Services	613,000	124,000	143,666,000	3,430,000
Total	6,371,000	1,179,000	323,298,000	28,692,000

Program	Equipment		Maintenance Undistributed	
	Amount	Change	Amount	Change
Administration	858,000	(32,000)	2,000,000	0
Health Services	2,921,000	248,000	0	0
Program Services	3,398,000	992,000	0	0
Supervision of Inmates	758,000	(1,677,000)	0	0
Support Services	18,566,000	1,228,000	0	(125,000)
Total	26,501,000	759,000	2,000,000	(125,000)

STATE OPERATIONS - OTHER THAN GENERAL FUND SUMMARY OF APPROPRIATIONS AND CHANGES 2007-08 RECOMMENDED (dollars)

Program	Total		Personal Service	
	Amount	Change	Amount	Change
Administration	39,732,000	1,700,000	33,327,000	1,000,000
Correctional Industries	79,711,000	5,603,000	26,108,000	384,000
Health Services	0	(2,613,000)	0	(2,364,000)
Program Services	40,000,000	(13,362,000)	0	(2,462,000)
Support Services	2,865,000	1,000,000	0	0
Total	162,308,000	(7,672,000)	59,435,000	(3,442,000)

Program	Nonpersonal Service		Maintenance Undistributed	
	Amount	Change	Amount	Change
Administration	2,105,000	600,000	4,300,000	100,000
Correctional Industries	53,603,000	5,219,000	0	0
Health Services	0	(249,000)	0	0
Program Services	40,000,000	(10,900,000)	0	0
Support Services	2,865,000	1,000,000	0	0
Total	98,573,000	(4,330,000)	4,300,000	100,000

AID TO LOCALITIES ALL FUNDS FINANCIAL REQUIREMENTS BY FUND TYPE APPROPRIATIONS (dollars)

Fund Type	Available 2006-07	Recommended 2007-08	Change
General Fund	6,000,000	6,000,000	0
Total	6,000,000	6,000,000	0

CORRECTIONAL SERVICES

**AID TO LOCALITIES
ALL FUNDS FINANCIAL REQUIREMENTS BY PROGRAM
APPROPRIATIONS
(dollars)**

<u>Program</u>	<u>Available 2006-07</u>	<u>Recommended 2007-08</u>	<u>Change</u>
Support Services			
General Fund	6,000,000	6,000,000	0
Total	<u>6,000,000</u>	<u>6,000,000</u>	<u>0</u>

**CAPITAL PROJECTS
ALL FUNDS FINANCIAL REQUIREMENTS BY PROGRAM
APPROPRIATIONS
(dollars)**

<u>Comprehensive Construction Program</u>	<u>Available 2006-07</u>	<u>Recommended 2007-08</u>	<u>Change</u>	<u>Reappropriations 2007-08</u>
Maintenance and Improvement of Existing Facilities				
Special Conservation Activities Account	3,000,000	0	(3,000,000)	3,000,000
Correctional Facilities Capital Improvement Fund	246,300,000	300,000,000	53,700,000	424,417,000
Total	<u>249,300,000</u>	<u>300,000,000</u>	<u>50,700,000</u>	<u>427,417,000</u>

CRIME VICTIMS BOARD

MISSION

Since its establishment in 1966, the Crime Victims Board (CVB) has been the lead State agency in assisting persons who have been the victims of crime, particularly crimes of a violent nature.

The agency's principal mission is to provide financial assistance to victims for losses they suffer as a result of crime. The Board provides grants to local agencies, which assist witnesses and victims, and serves as the State's advocate for crime victims' rights, needs and interests.

ORGANIZATION AND STAFFING

The Board consists of five members, appointed by the Governor to seven-year terms, who work full-time to administer the agency and to make final decisions on victim compensation awards. The Governor designates one member of the Board to be the Chair. The agency has primary offices in Albany and New York City and has a satellite office in Buffalo. Each office processes victim claims and provides grant program aid and advocacy services on a regional basis in support of the Board's mission. Including the five Board members, the agency will have 103 staff in 2007-08.

FISCAL BACKGROUND AND BUDGET HIGHLIGHTS

During 2007-08, \$7.4 million will be spent to operate the agency. Approximately \$68 million in Federal aid and revenue from offenders will support compensation payments to victims, local grants to programs assisting victims with treatment and other services, and payments for forensic rape exams.

Funding is included to support CVB's efforts to further modernize its operations, thereby improving the timeliness of processing compensation claims from victims and their families.

PROGRAM HIGHLIGHTS

The Crime Victims Board operates with three programs. The Payment to Victims Program compensates individual crime victims for crime-related losses. The Victim and Witness Assistance Program administers grants to local agencies. The Administration Program provides executive direction and administrative support to the agency, as well as advocacy services for crime victims.

The September 11th attacks on the World Trade Center in New York City were a catastrophic crime, which affected an unprecedented number of people in terms of deaths, injuries and loss of economic support. Although virtually all claims have been processed, the agency will continue to assist all victims of the World Trade Center attacks to meet medical, housing, employment, and counseling expenses.

PAYMENTS TO VICTIMS

Over the past three years, the agency has processed, on average, more than 16,000 new claims annually from persons who may have suffered financial loss as the result of violent

CRIME VICTIMS

crime or, in the case of the elderly and disabled, any crime. Assistance is given for losses when no other source of compensation is available. Categories in which payments are made include medical expenses, lost wages due to work missed because of an injury, stolen or damaged essential personal property and the costs of counseling to relieve the traumatic effects of victimization. Surviving family members of a victim also may be eligible for these services, as well as reimbursement for funeral expenses for a crime victim.

VICTIM AND WITNESS ASSISTANCE

The Crime Victims Board currently administers approximately 200 contracts with other State agencies, local governments, and not-for-profit agencies to provide direct services to crime victims and witnesses. A contract with the New York State Police supports victim advocates who help crime victims contact other law enforcement officials and various assistance programs. Similarly, the agency cooperates with the Department of Correctional Services to fund advocate positions and an automated victim information and notification system which keeps victims informed about the legal status of the offenders responsible for the crimes committed against them. Services provided by local not-for-profit agencies include crisis intervention, counseling and assistance in filing victim compensation applications.

ADVOCACY

The agency is responsible by law to “coordinate State programs and activities relating to crime victims” and “to advise and assist the Governor in developing policies designed to recognize the legitimate rights, needs and interests of crime victims.” To that end, the agency provides legal and technical assistance to other State agencies and to local organizations involved with crime victims. In addition, the Crime Victims Board sponsors a bi-annual statewide conference on crime victim issues.

The State’s “Son of Sam Law” prevents convicted persons from profiting from their crimes, including the sale of publishing or film rights to their stories. Any such profits can, by law, be payable to the persons who were victims of the crimes. The agency is charged with notifying victims of a convicted person that a “Son of Sam” situation exists, and may also act on the victims’ behalf to prevent the profits from being spent or otherwise put beyond the reach of the victims while a recovery suit is pending.

ALL FUNDS APPROPRIATIONS (dollars)

Category	Available 2006-07	Appropriations Recommended 2007-08	Change	Reappropriations Recommended 2007-08
State Operations	7,134,000	7,448,000	314,000	0
Aid To Localities	68,114,000	68,034,000	(80,000)	52,303,000
Capital Projects	0	0	0	0
Total	75,248,000	75,482,000	234,000	52,303,000

**ALL FUND TYPES
PROJECTED LEVELS OF EMPLOYMENT BY PROGRAM
FILLED ANNUAL SALARIED POSITIONS**

Program	Full-Time Equivalent Positions (FTE)		
	2006-07	2007-08	FTE Change
	Estimated FTEs 03/31/07	Estimated FTEs 03/31/08	
Administration			
General Fund	70	70	0
Special Revenue Funds - Federal	28	28	0
Special Revenue Funds - Other	5	5	0
Total	<u>103</u>	<u>103</u>	<u>0</u>

**STATE OPERATIONS
ALL FUNDS FINANCIAL REQUIREMENTS BY FUND TYPE
APPROPRIATIONS
(dollars)**

Fund Type	Available 2006-07	Recommended 2007-08	Change
General Fund	4,282,000	4,596,000	314,000
Special Revenue Funds - Federal	1,925,000	1,925,000	0
Special Revenue Funds - Other	927,000	927,000	0
Total	<u>7,134,000</u>	<u>7,448,000</u>	<u>314,000</u>

**STATE OPERATIONS
ALL FUNDS FINANCIAL REQUIREMENTS BY PROGRAM
APPROPRIATIONS
(dollars)**

Program	Available 2006-07	Recommended 2007-08	Change
Administration			
General Fund	4,282,000	4,596,000	314,000
Special Revenue Funds - Federal	1,925,000	1,925,000	0
Special Revenue Funds - Other	927,000	927,000	0
Total	<u>7,134,000</u>	<u>7,448,000</u>	<u>314,000</u>

**STATE OPERATIONS - GENERAL FUND
SUMMARY OF PERSONAL SERVICE APPROPRIATIONS AND CHANGES
2007-08 RECOMMENDED
(dollars)**

Program	Total		Personal Service Regular (Annual Salaried)	
	Amount	Change	Amount	Change
Administration	3,531,000	41,000	3,531,000	41,000
Total	<u>3,531,000</u>	<u>41,000</u>	<u>3,531,000</u>	<u>41,000</u>

CRIME VICTIMS

**STATE OPERATIONS - GENERAL FUND
SUMMARY OF NONPERSONAL SERVICE AND MAINTENANCE UNDISTRIBUTED
APPROPRIATIONS AND CHANGES
2007-08 RECOMMENDED
(dollars)**

Program	Total		Supplies and Materials	
	Amount	Change	Amount	Change
Administration	1,065,000	273,000	23,000	2,000
Total	1,065,000	273,000	23,000	2,000

Program	Travel		Contractual Services	
	Amount	Change	Amount	Change
Administration	15,000	0	1,022,000	271,000
Total	15,000	0	1,022,000	271,000

Program	Equipment	
	Amount	Change
Administration	5,000	0
Total	5,000	0

**STATE OPERATIONS - OTHER THAN GENERAL FUND
SUMMARY OF APPROPRIATIONS AND CHANGES
2007-08 RECOMMENDED
(dollars)**

Program	Total		Personal Service	
	Amount	Change	Amount	Change
Administration	2,852,000	0	1,831,000	482,000
Total	2,852,000	0	1,831,000	482,000

Program	Nonpersonal Service	
	Amount	Change
Administration	1,021,000	(482,000)
Total	1,021,000	(482,000)

**AID TO LOCALITIES
ALL FUNDS FINANCIAL REQUIREMENTS BY FUND TYPE
APPROPRIATIONS
(dollars)**

Fund Type	Available 2006-07	Recommended 2007-08	Change
Special Revenue Funds - Federal	36,523,000	36,523,000	0
Special Revenue Funds - Other	31,591,000	31,511,000	(80,000)
Total	68,114,000	68,034,000	(80,000)

Adjustments:

Transfer(s) To	
Criminal Justice Services, Division of	
Special Revenue Funds - Other	1,250,000
Appropriated 2006-07	69,364,000

**AID TO LOCALITIES
ALL FUNDS FINANCIAL REQUIREMENTS BY PROGRAM
APPROPRIATIONS
(dollars)**

Program	Available 2006-07	Recommended 2007-08	Change
Payment to Victims			
Special Revenue Funds - Federal	11,523,000	11,523,000	0
Special Revenue Funds - Other	24,000,000	24,000,000	0
Victim and Witness Assistance			
Special Revenue Funds - Federal	25,000,000	25,000,000	0
Special Revenue Funds - Other	7,591,000	7,511,000	(80,000)
Total	68,114,000	68,034,000	(80,000)

DIVISION OF CRIMINAL JUSTICE SERVICES

MISSION

The mission of the Division of Criminal Justice Services is to enhance public safety and improve criminal justice. The Division measures progress toward the overall goal of reducing crime, and tracks the effectiveness of both agency and systemwide criminal justice strategies designed to increase public safety.

VISION

The Division of Criminal Justice Services' strategic vision is to make New York the safest state in the nation.

OPERATING HIGHLIGHTS

- Operates the Statewide Automated Fingerprint Identification System which expedites access to information for local police departments.
- Manages more than 2,100 contracts totaling \$224 million in State and Federal funds to support statewide crime reduction strategies.
- Leads Operation IMPACT, supporting crime-fighting approaches in 17 upstate counties and certain high crime communities.
- Supports eJusticeNY, a secure communications network which provides law enforcement with essential operational support, such as criminal history information and offender photos.
- Maintains the Sex Offender Registry and the State DNA Databank.
- Provides technical support through training and crime analysis to law enforcement agencies to reduce crime throughout New York State.
- Operates the Missing and Exploited Children Clearinghouse and the Operation SAFE CHILD program.

ENVIRONMENTAL CHALLENGES AND OPPORTUNITIES

Through their strategic plan, the Division of Criminal Justice Services is meeting the challenge to:

- Continue lowering the crime rate in New York.
- Improve coordination among Federal, State, and local law enforcement agencies.
- Improve information available to help fight crime.
- Expand the use of technology to combat crime.

KEY AGENCY STRATEGIES

The Division of Criminal Justice Services will implement the following major strategies to accomplish its vision:

- Improve the effectiveness of statewide enforcement efforts.

CRIMINAL JUSTICE SERVICES

- Improve offender management through technology and information-sharing systems.
- Expand public safety information and services.

ACTIONS TO IMPLEMENT THE STRATEGIES

The Division of Criminal Justice Services will pursue the following actions and innovations to implement the above key strategies:

Improve the Effectiveness of Statewide Enforcement Efforts.

The 2007-08 Executive Budget invests \$2 million in additional funding to fight crime in upstate communities where violent crime is on the rise. Funds will also be available to ensure the collection, analysis and sharing of crime data, which will allow the major law enforcement agencies to craft joint strategies that combat violent crime. The Budget also maintains support for key programs aimed at targeting and reducing crime throughout the State, including Operation IMPACT, eJusticeNY and DNA processing. Management of the DNA Databank will be enhanced by the development of a new case management system.

Action	Performance Goals
<ul style="list-style-type: none"> ➤ Continue support for Operation IMPACT in the 17 counties outside of New York City who report the highest crime volume, and provide grants to other jurisdictions who are experiencing increases in violent crime 	<ul style="list-style-type: none"> • Make New York the safest state in the country
<ul style="list-style-type: none"> ➤ Expand access to eJusticeNY, a secure communications network for law enforcement 	<ul style="list-style-type: none"> • 100 percent of all law enforcement agencies linked to and using the network
<ul style="list-style-type: none"> ➤ Conduct 150 law enforcement training sessions for 6,000 officers annually through the Office of Public Safety 	<ul style="list-style-type: none"> • All sessions evaluated by participants as excellent or very good
<ul style="list-style-type: none"> ➤ Provide an efficient equipment repair and certification service to law enforcement through the Office of Public Safety 	<ul style="list-style-type: none"> • Repair and certify 5,600 breathalyzers and speed enforcement devices annually within 3 days of receipt, with service ratings of excellent or very good

Improve Offender Management Through Technology and Information-Sharing Systems.

The 2007-08 Executive Budget provides support from the Fingerprint Identification and Technology Account to fully fund major criminal justice technology initiatives including a comprehensive case management system for sex offenders to enhance the existing Sex Offender Registry and provide improved information to the Division of Criminal Justice Services, the NYS Board of Examiners of Sex Offenders, and other agencies.

Action	Performance Goals
<ul style="list-style-type: none"> ➤ Provide timely, accurate criminal history information to law enforcement and civil customers 	<ul style="list-style-type: none"> • Process 700,000 criminal and 500,000 civil prints annually; process electronically submitted prints within 3 hours of receipt
<ul style="list-style-type: none"> ➤ Expand the number of agencies submitting fingerprint arrest records electronically 	<ul style="list-style-type: none"> • Increase the percent of criminal fingerprints submitted electronically from 85 to 100 percent
<ul style="list-style-type: none"> ➤ Improve the Sex Offender Registry by improving the case management system 	<ul style="list-style-type: none"> • Register all high risk sex offenders within one day of receipt of registration information; update public website photos of high risk sex offenders annually

CRIMINAL JUSTICE SERVICES

Expand Public Safety Information and Services.

Implementation actions include expanding Operation SAFE CHILD and the inquiry capacity of the Sex Offender Registry.

Action	Performance Goals
<ul style="list-style-type: none"> ➤ Expand Operation SAFE CHILD through a partnership with 33 local law enforcement agencies ➤ Provide the public with information on sex offenders by providing a 24 hour toll free phone service and operating a public website 	<ul style="list-style-type: none"> • Expand the number of SAFE CHILD ID cards issued to 100,000 annually • Maintain a website that can respond to up to 20 million Sex Offender Registry inquiries annually, and staff the toll free line to respond to 250,000 public inquiries annually

ALL FUNDS APPROPRIATIONS (dollars)

Category	Available 2006-07	Appropriations Recommended 2007-08	Change	Reappropriations Recommended 2007-08
State Operations	126,935,000	111,491,000	(15,444,000)	120,520,000
Aid To Localities	133,420,000	119,479,000	(13,941,000)	157,886,000
Capital Projects	0	0	0	0
Total	<u>260,355,000</u>	<u>230,970,000</u>	<u>(29,385,000)</u>	<u>278,406,000</u>

ALL FUND TYPES PROJECTED LEVELS OF EMPLOYMENT BY PROGRAM FILLED ANNUAL SALARIED POSITIONS

Program	Full-Time Equivalent Positions (FTE)		
	2006-07 Estimated FTEs 03/31/07	2007-08 Estimated FTEs 03/31/08	FTE Change
Administration			
General Fund	102	102	0
Funding and Program Assistance			
General Fund	53	53	0
Special Revenue Funds - Federal	79	79	0
Special Revenue Funds - Other	4	4	0
Operation and Systems			
General Fund	381	398	17
Special Revenue Funds - Federal	29	23	(6)
Public Safety			
General Fund	55	55	0
Special Revenue Funds - Other	3	3	0
Total	<u>706</u>	<u>717</u>	<u>11</u>

CRIMINAL JUSTICE SERVICES

STATE OPERATIONS ALL FUNDS FINANCIAL REQUIREMENTS BY FUND TYPE APPROPRIATIONS (dollars)

<u>Fund Type</u>	<u>Available 2006-07</u>	<u>Recommended 2007-08</u>	<u>Change</u>
General Fund	52,575,000	62,342,000	9,767,000
Special Revenue Funds - Federal	51,710,000	23,000,000	(28,710,000)
Special Revenue Funds - Other	22,650,000	26,149,000	3,499,000
Total	126,935,000	111,491,000	(15,444,000)

Adjustments:

Transfer(s) To	
Audit and Control, Department of	
General Fund	210,000
Executive Chamber	
General Fund	122,000
Appropriated 2006-07	127,267,000

STATE OPERATIONS ALL FUNDS FINANCIAL REQUIREMENTS BY PROGRAM APPROPRIATIONS (dollars)

<u>Program</u>	<u>Available 2006-07</u>	<u>Recommended 2007-08</u>	<u>Change</u>
Administration			
General Fund	14,025,000	14,855,000	830,000
Funding and Program Assistance			
General Fund	4,137,000	4,568,000	431,000
Special Revenue Funds - Federal	44,210,000	20,500,000	(23,710,000)
Special Revenue Funds - Other	500,000	899,000	399,000
Operation and Systems			
General Fund	30,913,000	38,987,000	8,074,000
Special Revenue Funds - Federal	7,500,000	2,500,000	(5,000,000)
Special Revenue Funds - Other	21,200,000	24,000,000	2,800,000
Public Safety			
General Fund	3,500,000	3,932,000	432,000
Special Revenue Funds - Other	950,000	1,250,000	300,000
Total	126,935,000	111,491,000	(15,444,000)

STATE OPERATIONS - GENERAL FUND SUMMARY OF PERSONAL SERVICE APPROPRIATIONS AND CHANGES 2007-08 RECOMMENDED (dollars)

<u>Program</u>	<u>Total</u>		<u>Personal Service Regular (Annual Salaried)</u>	
	<u>Amount</u>	<u>Change</u>	<u>Amount</u>	<u>Change</u>
Administration	6,483,000	102,000	6,444,000	102,000
Funding and Program Assistance	4,011,000	431,000	4,002,000	431,000
Operation and Systems	18,433,000	1,264,000	18,351,000	1,264,000
Public Safety	3,354,000	432,000	3,310,000	432,000
Total	32,281,000	2,229,000	32,107,000	2,229,000

<u>Program</u>	<u>Temporary Service (Nonannual Salaried)</u>		<u>Holiday/Overtime Pay (Annual Salaried)</u>	
	<u>Amount</u>	<u>Change</u>	<u>Amount</u>	<u>Change</u>
Administration	5,000	0	34,000	0
Funding and Program Assistance	0	0	9,000	0
Operation and Systems	0	0	82,000	0
Public Safety	0	0	44,000	0
Total	5,000	0	169,000	0

CRIMINAL JUSTICE SERVICES

STATE OPERATIONS - GENERAL FUND SUMMARY OF NONPERSONAL SERVICE AND MAINTENANCE UNDISTRIBUTED APPROPRIATIONS AND CHANGES 2007-08 RECOMMENDED (dollars)

Program	Total		Supplies and Materials	
	Amount	Change	Amount	Change
Administration	8,372,000	728,000	1,240,000	578,000
Funding and Program Assistance	557,000	0	110,000	0
Operation and Systems	20,554,000	6,810,000	408,000	0
Public Safety	578,000	0	145,000	0
Total	30,061,000	7,538,000	1,903,000	578,000

Program	Travel		Contractual Services	
	Amount	Change	Amount	Change
Administration	168,000	0	6,239,000	150,000
Funding and Program Assistance	150,000	0	261,000	0
Operation and Systems	228,000	0	18,693,000	6,810,000
Public Safety	247,000	0	156,000	0
Total	793,000	0	25,349,000	6,960,000

Program	Equipment	
	Amount	Change
Administration	725,000	0
Funding and Program Assistance	36,000	0
Operation and Systems	1,225,000	0
Public Safety	30,000	0
Total	2,016,000	0

STATE OPERATIONS - OTHER THAN GENERAL FUND SUMMARY OF APPROPRIATIONS AND CHANGES 2007-08 RECOMMENDED (dollars)

Program	Total		Personal Service	
	Amount	Change	Amount	Change
Funding and Program Assistance	21,399,000	(23,311,000)	5,450,000	(350,000)
Operation and Systems	26,500,000	(2,200,000)	0	0
Public Safety	1,250,000	300,000	0	0
Total	49,149,000	(25,211,000)	5,450,000	(350,000)

Program	Nonpersonal Service		Maintenance Undistributed	
	Amount	Change	Amount	Change
Funding and Program Assistance	649,000	149,000	15,300,000	(23,110,000)
Operation and Systems	0	0	26,500,000	(2,200,000)
Public Safety	0	0	1,250,000	300,000
Total	649,000	149,000	43,050,000	(25,010,000)

AID TO LOCALITIES ALL FUNDS FINANCIAL REQUIREMENTS BY FUND TYPE APPROPRIATIONS (dollars)

Fund Type	Available 2006-07	Recommended 2007-08	Change
General Fund	84,720,000	55,719,000	(29,001,000)
Special Revenue Funds - Federal	31,350,000	22,350,000	(9,000,000)
Special Revenue Funds - Other	17,350,000	41,410,000	24,060,000
Total	133,420,000	119,479,000	(13,941,000)

Adjustments:	
Transfer(s) From	
Crime Victims Board	
Special Revenue Funds - Other	(1,250,000)
Appropriated 2006-07	132,170,000

CRIMINAL JUSTICE SERVICES

**AID TO LOCALITIES
ALL FUNDS FINANCIAL REQUIREMENTS BY PROGRAM
APPROPRIATIONS
(dollars)**

Program	Available 2006-07	Recommended 2007-08	Change
Funding and Program Assistance			
General Fund	84,720,000	55,719,000	(29,001,000)
Special Revenue Funds - Federal	31,350,000	22,350,000	(9,000,000)
Special Revenue Funds - Other	17,350,000	41,410,000	24,060,000
Total	<u>133,420,000</u>	<u>119,479,000</u>	<u>(13,941,000)</u>

STATE BOARD OF ELECTIONS

MISSION

The New York State Board of Elections executes and enforces all laws relating to the elective franchise and oversees the disclosure of campaign financing and practices.

ORGANIZATION AND STAFFING

The State Board of Elections is comprised of four commissioners, two chosen by each major political party. The Board administers provisions of the Election Law regarding campaign financial disclosure, including civil judgments levied for failure to file disclosure documents; oversees the petitioning process and certification of ballots; investigates allegations of criminal violations of the Election Law and recommends prosecution where warranted; and certifies electronic voting machines purchased by local Boards of Elections. The Board also assists County Boards of Elections by completing administrative reviews, assisting in resolving complaints and producing reports and recommendations. The Board will have a workforce of 83 in 2007-08.

FISCAL BACKGROUND AND BUDGET HIGHLIGHTS

The Executive Budget recommends over \$7.2 million in General Fund support for the Board of Elections. Further, the Executive Budget provides appropriations and reappropriations totaling over \$250 million, from Federal funds, for the implementation of the Help America Vote Act. This combined funding will permit the Board to continue to carry out its various responsibilities related to the electoral process, including HAVA initiatives, the continued development of a local campaign report database, increased enforcement of campaign finance filings, as well as voter outreach activities and interaction with local Boards of Elections. New resources are recommended to strengthen investigations into local campaign funding practices.

PROGRAM HIGHLIGHTS

Over the past 30 years, the scope of the Board's services has grown to include providing legal counsel to 62 County Boards of Election, administering registration efforts, providing technical assistance to administrators of elections, investigating violations of the Election Law and coordinating the State's responses to new Federal election requirements.

The Federal Help America Vote Act of 2002 provides Federal funding for State and local election related initiatives including modernizing voting machines, developing a statewide voter registration database, training poll workers, providing voter education and assuring accessibility for the disabled.

A priority of the Board remains the continued use of technology to provide services and information to local election boards and the public. Financial disclosure reports and election information on the Board's web site are accessed by an estimated 10 million requestors annually.

The Board will be called upon in 2007-08 to strengthen investigations into campaign financing. To facilitate this effort, 21 new positions have been added to the staff.

ELECTIONS

ALL FUNDS APPROPRIATIONS (dollars)

Category	Available 2006-07	Appropriations Recommended 2007-08	Change	Reappropriations Recommended 2007-08
State Operations	8,688,000	15,830,000	7,142,000	24,000,000
Aid To Localities	17,000,000	18,500,000	1,500,000	217,000,000
Capital Projects	0	0	0	0
Total	25,688,000	34,330,000	8,642,000	241,000,000

ALL FUND TYPES PROJECTED LEVELS OF EMPLOYMENT BY PROGRAM FILLED ANNUAL SALARIED POSITIONS

Full-Time Equivalent Positions (FTE)

Program	2006-07 Estimated FTEs 03/31/07	2007-08 Estimated FTEs 03/31/08	FTE Change
Investigations of Campaign Financing			
General Fund	0	21	21
Regulation of Elections			
General Fund	53	53	0
Special Revenue Funds - Federal	9	9	0
Total	62	83	21

STATE OPERATIONS ALL FUNDS FINANCIAL REQUIREMENTS BY FUND TYPE APPROPRIATIONS (dollars)

Fund Type	Available 2006-07	Recommended 2007-08	Change
General Fund	4,688,000	7,230,000	2,542,000
Special Revenue Funds - Other	4,000,000	8,600,000	4,600,000
Total	8,688,000	15,830,000	7,142,000

Adjustments:

Prior Year Deficiency	
Elections, State Board of	
General Fund	500,000
Recommended Deficiency	
Elections, State Board of	
Special Revenue Funds - Other	(3,800,000)
Appropriated 2006-07	5,388,000

STATE OPERATIONS ALL FUNDS FINANCIAL REQUIREMENTS BY PROGRAM APPROPRIATIONS (dollars)

Program	Available 2006-07	Recommended 2007-08	Change
Investigations of Campaign Financing			
General Fund	0	1,500,000	1,500,000
Regulation of Elections			
General Fund	4,688,000	5,730,000	1,042,000
Special Revenue Funds - Other	4,000,000	8,600,000	4,600,000
Total	8,688,000	15,830,000	7,142,000

**STATE OPERATIONS - GENERAL FUND
SUMMARY OF PERSONAL SERVICE APPROPRIATIONS AND CHANGES
2007-08 RECOMMENDED
(dollars)**

Program	Total		Personal Service Regular (Annual Salaried)	
	Amount	Change	Amount	Change
Investigations of Campaign Financing	1,000,000	1,000,000	1,000,000	1,000,000
Regulation of Elections	3,454,000	324,000	3,429,000	324,000
Total	4,454,000	1,324,000	4,429,000	1,324,000

Program	Temporary Service (Nonannual Salaried)		Holiday/Overtime Pay (Annual Salaried)	
	Amount	Change	Amount	Change
Investigations of Campaign Financing	0	0	0	0
Regulation of Elections	17,000	0	8,000	0
Total	17,000	0	8,000	0

**STATE OPERATIONS - GENERAL FUND
SUMMARY OF NONPERSONAL SERVICE AND MAINTENANCE UNDISTRIBUTED
APPROPRIATIONS AND CHANGES
2007-08 RECOMMENDED
(dollars)**

Program	Total		Supplies and Materials	
	Amount	Change	Amount	Change
Investigations of Campaign Financing	500,000	500,000	100,000	100,000
Regulation of Elections	2,276,000	718,000	150,000	0
Total	2,776,000	1,218,000	250,000	100,000

Program	Travel		Contractual Services	
	Amount	Change	Amount	Change
Investigations of Campaign Financing	50,000	50,000	250,000	250,000
Regulation of Elections	106,000	0	1,786,000	718,000
Total	156,000	50,000	2,036,000	968,000

Program	Equipment	
	Amount	Change
Investigations of Campaign Financing	100,000	100,000
Regulation of Elections	234,000	0
Total	334,000	100,000

**STATE OPERATIONS - OTHER THAN GENERAL FUND
SUMMARY OF APPROPRIATIONS AND CHANGES
2007-08 RECOMMENDED
(dollars)**

Program	Total		Nonpersonal Service	
	Amount	Change	Amount	Change
Regulation of Elections	8,600,000	4,600,000	8,600,000	8,000,000
Total	8,600,000	4,600,000	8,600,000	8,000,000

Program	Maintenance Undistributed	
	Amount	Change
Regulation of Elections	0	(3,400,000)
Total	0	(3,400,000)

ELECTIONS

**AID TO LOCALITIES
ALL FUNDS FINANCIAL REQUIREMENTS BY FUND TYPE
APPROPRIATIONS
(dollars)**

<u>Fund Type</u>	<u>Available 2006-07</u>	<u>Recommended 2007-08</u>	<u>Change</u>
General Fund	5,000,000	0	(5,000,000)
Special Revenue Funds - Federal	12,000,000	18,500,000	6,500,000
Total	<u>17,000,000</u>	<u>18,500,000</u>	<u>1,500,000</u>

**AID TO LOCALITIES
ALL FUNDS FINANCIAL REQUIREMENTS BY PROGRAM
APPROPRIATIONS
(dollars)**

<u>Program</u>	<u>Available 2006-07</u>	<u>Recommended 2007-08</u>	<u>Change</u>
Regulation of Elections			
General Fund	5,000,000	0	(5,000,000)
Special Revenue Funds - Federal	12,000,000	18,500,000	6,500,000
Total	<u>17,000,000</u>	<u>18,500,000</u>	<u>1,500,000</u>

OFFICE OF EMPLOYEE RELATIONS

MISSION

In accordance with the Public Employees' Fair Employment Act (the Taylor Law), the Office of Employee Relations (OER) represents the Governor in collective bargaining with public employee unions and directs the State's employee relations policies so that agencies and employees provide high quality, uninterrupted State government services.

ORGANIZATION AND STAFFING

Located in Albany, OER is administered by a Director appointed by the Governor. OER will have a workforce of 70 positions for 2007-08. This staffing level will enable the agency to carry out its responsibilities for negotiating and implementing collective bargaining agreements.

FISCAL BACKGROUND AND BUDGET HIGHLIGHTS

A total of \$6.9 million is recommended for the Office of Employee Relations, including a \$4.1 million General Fund appropriation. This funding will provide continued support for the Office's primary mission of negotiating and administering collective bargaining agreements.

Funding from the Office's other sources includes:

- \$2.6 million in charges to the Collective Bargaining Agreements to support statewide employee training and developmental programs and the cost of administering these agreements; and
- \$150,000 in Special Revenue appropriation is supported by charges to non-General Fund agencies, to reimburse the Office for providing training programs and collective bargaining services. These revenues also include payments from the National Association of State Directors of Employee Relations to support the operations of that organization.

PROGRAM HIGHLIGHTS

The Office of Employee Relations represents the Governor in Executive Branch collective bargaining negotiations with nine public employee unions, assists State agencies in interpreting and administering the negotiated agreements and represents the State in hearings and arbitrations before the Public Employment Relations Board. The major focus of the agency during 2007-08 will be negotiating new collective bargaining agreements with almost all of the State employee unions.

The Office of Employee Relations is also charged with advancing sound labor management practices and improving productivity and innovation in the State's government's workforce. The Office works closely with State agencies and public employee unions to implement workforce changes smoothly. The Office is also responsible for offering statewide training programs to assist employees in improving and maintaining their skills.

EMPLOYEE RELATIONS

ALL FUNDS APPROPRIATIONS (dollars)

Category	Available 2006-07	Appropriations Recommended 2007-08	Change	Reappropriations Recommended 2007-08
State Operations	6,969,000	6,866,000	(103,000)	0
Aid To Localities	0	0	0	0
Capital Projects	0	0	0	0
Total	6,969,000	6,866,000	(103,000)	0

ALL FUND TYPES PROJECTED LEVELS OF EMPLOYMENT BY PROGRAM FILLED ANNUAL SALARIED POSITIONS

Full-Time Equivalent Positions (FTE)

Program	2006-07 Estimated FTEs 03/31/07	2007-08 Estimated FTEs 03/31/08	FTE Change
Contract Negotiation and Administration			
General Fund	41	39	(2)
Internal Service Funds	27	27	0
Management Confidential Affairs			
General Fund	4	4	0
Total	72	70	(2)

STATE OPERATIONS ALL FUNDS FINANCIAL REQUIREMENTS BY FUND TYPE APPROPRIATIONS (dollars)

Fund Type	Available 2006-07	Recommended 2007-08	Change
General Fund	4,020,000	4,129,000	109,000
Special Revenue Funds - Other	479,000	150,000	(329,000)
Internal Service Funds	2,470,000	2,587,000	117,000
Total	6,969,000	6,866,000	(103,000)

STATE OPERATIONS ALL FUNDS FINANCIAL REQUIREMENTS BY PROGRAM APPROPRIATIONS (dollars)

Program	Available 2006-07	Recommended 2007-08	Change
Contract Negotiation and Administration			
General Fund	3,572,000	3,660,000	88,000
Special Revenue Funds - Other	479,000	150,000	(329,000)
Internal Service Funds	2,470,000	2,587,000	117,000
Management Confidential Affairs			
General Fund	448,000	469,000	21,000
Total	6,969,000	6,866,000	(103,000)

EMPLOYEE RELATIONS

STATE OPERATIONS - GENERAL FUND SUMMARY OF PERSONAL SERVICE APPROPRIATIONS AND CHANGES 2007-08 RECOMMENDED (dollars)

Program	Total		Personal Service Regular (Annual Salaried)	
	Amount	Change	Amount	Change
Contract Negotiation and Administration	3,386,000	88,000	3,376,000	88,000
Management Confidential Affairs	394,000	21,000	393,000	21,000
Total	<u>3,780,000</u>	<u>109,000</u>	<u>3,769,000</u>	<u>109,000</u>

Program	Temporary Service (Nonannual Salaried)		Holiday/Overtime Pay (Annual Salaried)	
	Amount	Change	Amount	Change
Contract Negotiation and Administration	10,000	0	0	0
Management Confidential Affairs	0	0	1,000	0
Total	<u>10,000</u>	<u>0</u>	<u>1,000</u>	<u>0</u>

STATE OPERATIONS - GENERAL FUND SUMMARY OF NONPERSONAL SERVICE AND MAINTENANCE UNDISTRIBUTED APPROPRIATIONS AND CHANGES 2007-08 RECOMMENDED (dollars)

Program	Total		Supplies and Materials	
	Amount	Change	Amount	Change
Contract Negotiation and Administration	274,000	0	35,000	0
Management Confidential Affairs	75,000	0	3,000	0
Total	<u>349,000</u>	<u>0</u>	<u>38,000</u>	<u>0</u>

Program	Travel		Contractual Services	
	Amount	Change	Amount	Change
Contract Negotiation and Administration	31,000	0	208,000	0
Management Confidential Affairs	4,000	0	68,000	0
Total	<u>35,000</u>	<u>0</u>	<u>276,000</u>	<u>0</u>

STATE OPERATIONS - OTHER THAN GENERAL FUND SUMMARY OF APPROPRIATIONS AND CHANGES 2007-08 RECOMMENDED (dollars)

Program	Total		Personal Service	
	Amount	Change	Amount	Change
Contract Negotiation and Administration	2,737,000	(212,000)	1,496,000	47,000
Total	<u>2,737,000</u>	<u>(212,000)</u>	<u>1,496,000</u>	<u>47,000</u>

Program	Nonpersonal Service	
	Amount	Change
Contract Negotiation and Administration	1,241,000	(259,000)
Total	<u>1,241,000</u>	<u>(259,000)</u>

EXECUTIVE CHAMBER

MISSION

The Executive Chamber is the Office of the Governor and includes the immediate staff that assists in managing State government.

ORGANIZATION AND STAFFING

The Office of the Governor is located in the State Capitol in Albany and also has offices in New York City and Washington, D.C. This budget represents programs directly related to the Governor's Office and is supported by General Fund revenues.

FISCAL BACKGROUND AND BUDGET HIGHLIGHTS

The 2007-08 Executive Budget recommends a General Fund appropriation of \$20.6 million. This appropriation level supports Executive Chamber staff funded by other State agencies in 2006-07 and prior years. Given the Governor's commitment to increasing the transparency of State government, certain staff positions and related funding previously not reflected in the Executive Chamber budget have been included herein to more fully reflect the true cost of the Executive Chamber. The Executive Budget recommendation also includes \$2 million to support a rent increase expected for the New York City office.

ALL FUNDS APPROPRIATIONS (dollars)				
Category	Available 2006-07	Appropriations Recommended 2007-08	Change	Reappropriations Recommended 2007-08
State Operations	18,167,000	20,700,000	2,533,000	0
Aid To Localities	0	0	0	0
Capital Projects	0	0	0	0
Total	18,167,000	20,700,000	2,533,000	0

ALL FUND TYPES PROJECTED LEVELS OF EMPLOYMENT BY PROGRAM FILLED ANNUAL SALARIED POSITIONS			
Program	Full-Time Equivalent Positions (FTE)		
	2006-07 Estimated FTEs 03/31/07	2007-08 Estimated FTEs 03/31/08	FTE Change
Executive Chamber			
General Fund	189	189	0
Total	189	189	0

EXECUTIVE CHAMBER

STATE OPERATIONS ALL FUNDS FINANCIAL REQUIREMENTS BY FUND TYPE APPROPRIATIONS (dollars)

<u>Fund Type</u>	<u>Available 2006-07</u>	<u>Recommended 2007-08</u>	<u>Change</u>
General Fund	18,067,000	20,600,000	2,533,000
Special Revenue Funds - Other	100,000	100,000	0
Total	18,167,000	20,700,000	2,533,000

Adjustments:

Transfer(s) From

Budget, Division of the General Fund	(173,000)
Children and Family Services Office of General Fund	(108,000)
Civil Service, Department of General Fund	(45,000)
Correctional Services, Department of General Fund	(40,000)
Criminal Justice Services, Division of General Fund	(122,000)
Economic Development, Department of General Fund	(201,000)
Environmental Conservation, Department of General Fund	(109,000)
General Services, Office of General Fund	(235,000)
Health, Department of General Fund	(258,000)
Homeland Security, Office of General Fund	(176,000)
Housing and Community Renewal, Division of General Fund	(126,000)
Insurance Department Special Revenue Funds - Other	(143,000)
Judicial Commissions General Fund	(112,000)
Labor, Department of Special Revenue Funds - Other	(65,000)
Motor Vehicles, Department of Special Revenue Funds - Other	(74,000)
Parks, Recreation and Historic Preservation, Office of General Fund	(219,000)
Parole, Division of General Fund	(40,000)
State Police, Division of General Fund	(40,000)
State, Department of General Fund	(372,000)
Temporary and Disability Assistance, Office of General Fund	(314,000)

Transfer(s) To

General Services, Office of General Fund	21,000
Appropriated 2006-07	<u>15,216,000</u>

EXECUTIVE CHAMBER

STATE OPERATIONS ALL FUNDS FINANCIAL REQUIREMENTS BY PROGRAM APPROPRIATIONS (dollars)

Program	Available 2006-07	Recommended 2007-08	Change
Executive Chamber			
General Fund	18,067,000	20,600,000	2,533,000
Special Revenue Funds - Other	100,000	100,000	0
Total	<u>18,167,000</u>	<u>20,700,000</u>	<u>2,533,000</u>

STATE OPERATIONS - GENERAL FUND SUMMARY OF PERSONAL SERVICE APPROPRIATIONS AND CHANGES 2007-08 RECOMMENDED (dollars)

Program	Total		Personal Service Regular (Annual Salaried)	
	Amount	Change	Amount	Change
Executive Chamber	14,650,000	428,000	14,250,000	418,000
Total	<u>14,650,000</u>	<u>428,000</u>	<u>14,250,000</u>	<u>418,000</u>

Program	Temporary Service (Nonannual Salaried)		Holiday/Overtime Pay (Annual Salaried)	
	Amount	Change	Amount	Change
Executive Chamber	200,000	5,000	200,000	5,000
Total	<u>200,000</u>	<u>5,000</u>	<u>200,000</u>	<u>5,000</u>

STATE OPERATIONS - GENERAL FUND SUMMARY OF NONPERSONAL SERVICE AND MAINTENANCE UNDISTRIBUTED APPROPRIATIONS AND CHANGES 2007-08 RECOMMENDED (dollars)

Program	Total		Supplies and Materials	
	Amount	Change	Amount	Change
Executive Chamber	5,950,000	2,105,000	200,000	5,000
Total	<u>5,950,000</u>	<u>2,105,000</u>	<u>200,000</u>	<u>5,000</u>

Program	Travel		Contractual Services	
	Amount	Change	Amount	Change
Executive Chamber	400,000	10,000	4,800,000	2,083,000
Total	<u>400,000</u>	<u>10,000</u>	<u>4,800,000</u>	<u>2,083,000</u>

Program	Equipment		Maintenance Undistributed	
	Amount	Change	Amount	Change
Executive Chamber	250,000	7,000	300,000	0
Total	<u>250,000</u>	<u>7,000</u>	<u>300,000</u>	<u>0</u>

STATE OPERATIONS - OTHER THAN GENERAL FUND SUMMARY OF APPROPRIATIONS AND CHANGES 2007-08 RECOMMENDED (dollars)

Program	Total		Maintenance Undistributed	
	Amount	Change	Amount	Change
Executive Chamber	100,000	0	100,000	0
Total	<u>100,000</u>	<u>0</u>	<u>100,000</u>	<u>0</u>

EXECUTIVE CHAMBER

OFFICE OF THE LIEUTENANT GOVERNOR

In addition to assisting the Governor with other issues in 2007-08, the Lieutenant Governor will direct the Governor's Stem Cell and Innovation Fund proposal and oversee a comprehensive plan for minority- and women-owned businesses. The recommended General Fund appropriation for 2007-08 of \$1.4 million will fund the Lieutenant Governor's staff and operations.

**ALL FUNDS
APPROPRIATIONS
(dollars)**

Category	Available 2006-07	Appropriations Recommended 2007-08	Change	Reappropriations Recommended 2007-08
State Operations	509,000	1,378,000	869,000	0
Aid To Localities	0	0	0	0
Capital Projects	0	0	0	0
Total	509,000	1,378,000	869,000	0

**ALL FUND TYPES
PROJECTED LEVELS OF EMPLOYMENT BY PROGRAM
FILLED ANNUAL SALARIED POSITIONS**

Full-Time Equivalent Positions (FTE)

Program	2006-07 Estimated FTEs 03/31/07	2007-08 Estimated FTEs 03/31/08	FTE Change
Administration			
General Fund	5	15	10
Total	5	15	10

**STATE OPERATIONS
ALL FUNDS FINANCIAL REQUIREMENTS BY FUND TYPE
APPROPRIATIONS
(dollars)**

Fund Type	Available 2006-07	Recommended 2007-08	Change
General Fund	509,000	1,378,000	869,000
Total	509,000	1,378,000	869,000

**STATE OPERATIONS
ALL FUNDS FINANCIAL REQUIREMENTS BY PROGRAM
APPROPRIATIONS
(dollars)**

Program	Available 2006-07	Recommended 2007-08	Change
Administration			
General Fund	509,000	1,378,000	869,000
Total	509,000	1,378,000	869,000

EXECUTIVE CHAMBER

**STATE OPERATIONS - GENERAL FUND
SUMMARY OF PERSONAL SERVICE APPROPRIATIONS AND CHANGES
2007-08 RECOMMENDED
(dollars)**

Program	Total		Personal Service Regular (Annual Salaried)	
	Amount	Change	Amount	Change
Administration	1,238,000	798,000	1,218,000	788,000
Total	1,238,000	798,000	1,218,000	788,000

Program	Temporary Service (Nonannual Salaried)		Holiday/Overtime Pay (Annual Salaried)	
	Amount	Change	Amount	Change
Administration	10,000	5,000	10,000	5,000
Total	10,000	5,000	10,000	5,000

**STATE OPERATIONS - GENERAL FUND
SUMMARY OF NONPERSONAL SERVICE AND MAINTENANCE UNDISTRIBUTED
APPROPRIATIONS AND CHANGES
2007-08 RECOMMENDED
(dollars)**

Program	Total		Supplies and Materials	
	Amount	Change	Amount	Change
Administration	140,000	71,000	10,000	5,000
Total	140,000	71,000	10,000	5,000

Program	Travel		Contractual Services	
	Amount	Change	Amount	Change
Administration	65,000	31,000	50,000	30,000
Total	65,000	31,000	50,000	30,000

Program	Equipment	
	Amount	Change
Administration	15,000	5,000
Total	15,000	5,000

OFFICE OF GENERAL SERVICES

MISSION

The Office of General Services (OGS) manages and leases real property, designs and builds facilities, contracts for goods, services and technology, and delivers a wide array of support services. OGS aims to provide government and nonprofit agencies with innovative solutions, integrated service, and best value, enabling the State of New York to function optimally.

VISION

The Office of General Services' strategic vision centers on:

- Keeping the physical and operational infrastructure for State government in optimal condition and delivering customer-focused services by sustaining preventive maintenance, prioritizing capital investments, enhancing project and portfolio management and providing improved security/safety systems;
- Reducing the cost of government and stimulating State and local economies through its real estate management, construction, and statewide procurement activities, including a new energy management agenda and environment-friendly initiatives;
- Positioning itself for long-term organizational effectiveness through efforts to make the Office an excellent place to work, including systematic staff development and succession management, computerization of business processes facilitated by a strengthened information technology infrastructure, and cooperative employee relations.

OPERATING HIGHLIGHTS

The Office of General Services:

- Manages approximately 18 million square feet of interior space used by State agencies spread across 53 major and 77 ancillary buildings. Services include indoor and outdoor maintenance, heating, ventilation and cooling, office space planning and renovations, and security.
- Manages a portfolio of 590 leases, covering 14 million square feet of privately-owned office space used by State agencies, with annual rents in excess of \$233 million.
- Manages design and construction projects on behalf of State agencies (including OGS) with current portfolio values totaling approximately \$1.2 billion in design and \$880 million in construction.
- Manages more than 2,800 centralized procurement contracts, with a total purchasing value of approximately \$3.1 billion per year, used by State agencies, municipalities, and selected public authorities and nonprofit entities.
- Administers a wide variety of other facilities and programs serving State and local government agencies as well as the general public, including managing parking facilities across the State, events at the Empire State Plaza and its Convention Center, a donated foods program for local school districts, and providing administrative services to 14 State agencies.

GENERAL SERVICES

ENVIRONMENTAL CHALLENGES AND OPPORTUNITIES

The lead issues currently confronting OGS are:

- **Scarcity and rising cost of energy resources combined with public concerns for environmental quality.** As a major consumer of energy, as well as a lead procurer and user of a vast range of equipment and products, OGS has an opportunity and obligation to pursue ways to conserve energy use, thereby reducing energy expenses, and minimize possible adverse environmental impacts from governmental operations.
- **Heightened threat of harm to governmental property, people, and information.** As a major building owner/operator, OGS must protect the personal safety of occupants and reduce the vulnerability of all assets to deliberate or accidental damage, while continuing to keep government accessible. OGS is pursuing planned upgrades to a host of physical and information technology systems, policies, and procedures, matched with safety awareness education for building operators, system users, and tenants.
- **Aging public buildings infrastructure.** Most OGS-managed facilities are over 30 years old, meaning that major components such as facades, roofs, operating systems, and grounds are in need of improvements, modernization, or total replacement. Continued preventive maintenance coupled with capital investments will avert extraordinary, unplanned repairs.
- **Complexity and competitiveness in government purchasing.** Contracts constitute a major OGS product. Supporting significant public spending, they can require months of effort for both buyers and sellers. OGS, State agencies, and vendors will all benefit from streamlined procurement procedures that can expedite the process without compromising the goals and principles of public procurement.
- **Fast pace of change in information technology industry and increased business requirements for information technology (IT).** OGS' information technology infrastructure and services are under great pressure to bridge the gap between the agency's business demands and systems capabilities, streamline data and applications, and safeguard information technology assets.

KEY AGENCY STRATEGIES

OGS will implement the following major strategies during the next three years to accomplish its vision:

- **Conserve energy use to minimize State energy expenditures.**
- **Improve building security systems and practices to reduce personal safety and property damage risks from accidental or malicious harm.**
- **Initiate a long-range maintenance and repair program focused on maintaining total facility integrity while preventing emergency replacement expenditures.**
- **Modernize methodologies used in centralized procurement contracting.**
- **Strengthen management and protection of the agency's information and technology assets.**
- **Provide administrative support for other agencies.**

ACTIONS TO IMPLEMENT THE STRATEGIES

OGS will pursue the following actions and innovations to implement the above key strategies:

Conserve energy use to minimize State energy expenditures.

Implementation actions include: arranging for structured growth in OGS’ purchase of green power; and establishing an energy management office to coordinate energy market analysis and develop innovative buying practices.

Action	Three-Year Performance Goals
<ul style="list-style-type: none"> ➤ Adjust energy buying practices to gradually incorporate green power purchases ➤ Establish an energy management office with coordinative responsibilities 	<ul style="list-style-type: none"> • Increase OGS energy usage from renewable sources from the current projected level of 13% to 20% in 2009-10 • Decrease OGS and statewide energy use by 35% from 1990 baseline

Improve building security systems and practices to reduce personal safety and property damage risks from accidental or malicious harm.

Implementation actions include: a joint project with the Division of State Police that will enhance detection and security response capability in the Empire State Plaza by integrating the existing mix of security systems and expanding the use of the building access systems now employed throughout the Empire State Plaza to additional OGS-managed facilities.

Action	Three-Year Performance Goals
<ul style="list-style-type: none"> ➤ Integrate both physically and logically the multiple security systems installed in the Empire State Plaza 	<ul style="list-style-type: none"> • Reduce incident response time and achieve 86% tenant satisfaction with building safety/security

Initiate a long-range maintenance and repair program focused on maintaining total facility integrity while preventing emergency replacement expenditures.

Implementation actions include: launching an initiative to preserve and protect the structural and functional integrity of the Empire State Plaza (ESP) by replacing the Plaza’s stone and marble facades and reconstructing its deck over a twenty-year period; and improving State office building indoor air quality through ventilation systems projects and building staff and tenant education.

Action	Three-Year Performance Goals
<ul style="list-style-type: none"> ➤ Develop and pursue a 20-year capital program to replace the exterior surfaces of the Empire State Plaza ➤ Implement indoor air quality improvement plan throughout OGS’ building portfolio 	<ul style="list-style-type: none"> • Achieve top condition rating for building facades for 7% of ESP in 2009-10 • Eliminate emergencies and accidents resulting from façade failures • Improve tenant satisfaction with air quality in OGS buildings from 54% currently to 62% or better in 2009-10

GENERAL SERVICES

Modernize methodologies used in centralized procurement contracting.

Implementation actions include: building on the agency's recent success in reducing spending by coordinating large multi-agency aggregated purchases of computer and related technology components; and using technology to systematize and simplify the work steps involved in bidding, establishing and monitoring State procurement contracts.

Action	Three-Year Performance Goals
<ul style="list-style-type: none"> ➤ Expand use of the aggregated buy method 	<ul style="list-style-type: none"> • Increase annual savings from statewide aggregated purchasing from \$23 million currently to \$25 million in 2009-10
<ul style="list-style-type: none"> ➤ Further automate procurement and contract management activities 	<ul style="list-style-type: none"> • Improve proportion of contracts with continuous coverage from 47% currently to 80% or better in 2009-10

Strengthen management and protection of the agency's information and technology assets.

Implementation actions include: establishing a five-year requirements plan that enables strategic and proactive advancement of the agency's total IT portfolio; transitioning the Office's technical infrastructure to technology that enables more efficient operation and storage; implementing a robust plan for disaster recovery and business continuity; and reinforcing current staff capacity directed toward maintaining, updating, and enhancing the agency's hardware and software.

Action	Three-Year Performance Goals
<ul style="list-style-type: none"> ➤ Design and implement a multi-year, comprehensive resource requirements planning process for OGS IT infrastructure and services, aligned with the State CIO direction 	<ul style="list-style-type: none"> • Reduce unplanned IT projects (over \$100,000) from 10 to fewer than five in 2009-10
<ul style="list-style-type: none"> ➤ Migrate to new technical infrastructure on which to run the agency's computer applications, complementing statewide IT infrastructure plans 	<ul style="list-style-type: none"> • Reduce number of servers by 41%, from 119 currently to 70 in 2008-09 • Improve overall system reliability from 99.88% currently to 99.99%
<ul style="list-style-type: none"> ➤ Develop and implement IT disaster recovery/business continuity 	<ul style="list-style-type: none"> • Initiate an off-site replication of critical computer applications to achieve 100% replication by 2008-09
<ul style="list-style-type: none"> ➤ Add capacity for performing IT hardware/software maintenance, updates and enhancements 	<ul style="list-style-type: none"> • Reduce number of known critical vulnerabilities in OGS IT production environment to industry standard or better

Provide administrative support for other agencies.

Implementation action includes establishing service level agreements with performance goals to be agreed upon by OGS and the hosted agencies.

Action	Three-Year Performance Goals
<ul style="list-style-type: none"> ➤ Assure processing times for hosted agencies are held to the same standards as OGS 	<ul style="list-style-type: none"> • Sustain 100% of administrative processes meeting established process time benchmark

GENERAL SERVICES

ALL FUNDS APPROPRIATIONS (dollars)

Category	Available 2006-07	Appropriations Recommended 2007-08	Change	Reappropriations Recommended 2007-08
State Operations	373,084,000	405,254,000	32,170,000	19,230,000
Aid To Localities	0	0	0	0
Capital Projects	124,445,000	80,000,000	(44,445,000)	269,243,000
Total	<u>497,529,000</u>	<u>485,254,000</u>	<u>(12,275,000)</u>	<u>288,473,000</u>

ALL FUND TYPES PROJECTED LEVELS OF EMPLOYMENT BY PROGRAM FILLED ANNUAL SALARIED POSITIONS

Full-Time Equivalent Positions (FTE)

Program	2006-07 Estimated FTEs 03/31/07	2007-08 Estimated FTEs 03/31/08	FTE Change
Design and Construction			
Internal Service Funds	420	420	0
Executive Direction			
General Fund	113	113	0
Internal Service Funds	26	26	0
Procurement Services			
General Fund	161	161	0
Special Revenue Funds - Other	18	18	0
Internal Service Funds	78	78	0
Real Property Management and Development			
General Fund	819	819	0
Special Revenue Funds - Other	55	55	0
Enterprise Funds	12	12	0
Internal Service Funds	49	49	0
Total	<u>1,751</u>	<u>1,751</u>	<u>0</u>

GENERAL SERVICES

STATE OPERATIONS ALL FUNDS FINANCIAL REQUIREMENTS BY FUND TYPE APPROPRIATIONS (dollars)

<u>Fund Type</u>	<u>Available 2006-07</u>	<u>Recommended 2007-08</u>	<u>Change</u>
General Fund	156,463,000	157,078,000	615,000
Special Revenue Funds - Federal	7,730,000	8,230,000	500,000
Special Revenue Funds - Other	16,446,000	22,446,000	6,000,000
Enterprise Funds	1,921,000	1,976,000	55,000
Internal Service Funds	190,274,000	215,274,000	25,000,000
Fiduciary Funds	250,000	250,000	0
Total	373,084,000	405,254,000	32,170,000

Adjustments:

Prior Year Deficiency

General Services, Office of General Fund	16,595,000		
Transfer(s) From			
Executive Chamber			
General Fund	(21,000)		
General Services, Office of			
Enterprise Funds	(200,000)		
Transfer(s) To			
Executive Chamber			
General Fund	235,000		
General Services, Office of			
Special Revenue Funds - Other	200,000		
Judiciary			
General Fund	1,450,000		
Appropriated 2006-07	391,343,000		

STATE OPERATIONS ALL FUNDS FINANCIAL REQUIREMENTS BY PROGRAM APPROPRIATIONS (dollars)

<u>Program</u>	<u>Available 2006-07</u>	<u>Recommended 2007-08</u>	<u>Change</u>
Design and Construction			
Internal Service Funds	54,027,000	59,027,000	5,000,000
Executive Direction			
General Fund	13,119,000	13,166,000	47,000
Special Revenue Funds - Other	1,217,000	1,217,000	0
Enterprise Funds	34,000	89,000	55,000
Internal Service Funds	95,293,000	95,293,000	0
Procurement Services			
General Fund	11,624,000	11,693,000	69,000
Special Revenue Funds - Federal	7,730,000	8,230,000	500,000
Special Revenue Funds - Other	6,034,000	5,034,000	(1,000,000)
Internal Service Funds	22,945,000	42,945,000	20,000,000
Real Property Management and Development			
General Fund	131,720,000	132,219,000	499,000
Special Revenue Funds - Other	9,195,000	16,195,000	7,000,000
Enterprise Funds	1,887,000	1,887,000	0
Internal Service Funds	18,009,000	18,009,000	0
Fiduciary Funds	250,000	250,000	0
Total	373,084,000	405,254,000	32,170,000

GENERAL SERVICES

**STATE OPERATIONS - GENERAL FUND
SUMMARY OF PERSONAL SERVICE APPROPRIATIONS AND CHANGES
2007-08 RECOMMENDED
(dollars)**

Program	Total		Personal Service Regular (Annual Salaried)	
	Amount	Change	Amount	Change
Executive Direction	6,805,000	47,000	6,774,000	47,000
Procurement Services	9,929,000	69,000	9,899,000	69,000
Real Property Management and Development	39,396,000	345,000	33,717,000	345,000
Total	<u>56,130,000</u>	<u>461,000</u>	<u>50,390,000</u>	<u>461,000</u>

Program	Temporary Service (Nonannual Salaried)		Holiday/Overtime Pay (Annual Salaried)	
	Amount	Change	Amount	Change
Executive Direction	0	0	31,000	0
Procurement Services	0	0	30,000	0
Real Property Management and Development	2,518,000	0	3,161,000	0
Total	<u>2,518,000</u>	<u>0</u>	<u>3,222,000</u>	<u>0</u>

**STATE OPERATIONS - GENERAL FUND
SUMMARY OF NONPERSONAL SERVICE AND MAINTENANCE UNDISTRIBUTED
APPROPRIATIONS AND CHANGES
2007-08 RECOMMENDED
(dollars)**

Program	Total		Supplies and Materials	
	Amount	Change	Amount	Change
Executive Direction	6,361,000	0	172,000	0
Procurement Services	1,764,000	0	35,000	0
Real Property Management and Development	92,823,000	154,000	7,101,000	37,000
Total	<u>100,948,000</u>	<u>154,000</u>	<u>7,308,000</u>	<u>37,000</u>

Program	Travel		Contractual Services	
	Amount	Change	Amount	Change
Executive Direction	50,000	0	5,897,000	0
Procurement Services	44,000	0	1,579,000	0
Real Property Management and Development	198,000	0	82,933,000	59,000
Total	<u>292,000</u>	<u>0</u>	<u>90,409,000</u>	<u>59,000</u>

Program	Equipment	
	Amount	Change
Executive Direction	242,000	0
Procurement Services	106,000	0
Real Property Management and Development	2,591,000	58,000
Total	<u>2,939,000</u>	<u>58,000</u>

GENERAL SERVICES

STATE OPERATIONS - OTHER THAN GENERAL FUND SUMMARY OF APPROPRIATIONS AND CHANGES 2007-08 RECOMMENDED (dollars)

Program	Total		Personal Service	
	Amount	Change	Amount	Change
Design and Construction	59,027,000	5,000,000	26,500,000	2,383,000
Executive Direction	96,599,000	55,000	2,013,000	0
Procurement Services	56,209,000	19,500,000	4,312,000	0
Real Property Management and Development	36,341,000	7,000,000	5,755,000	0
Total	<u>248,176,000</u>	<u>31,555,000</u>	<u>38,580,000</u>	<u>2,383,000</u>

Program	Nonpersonal Service	
	Amount	Change
Design and Construction	32,527,000	2,617,000
Executive Direction	94,586,000	55,000
Procurement Services	51,897,000	19,500,000
Real Property Management and Development	30,586,000	7,000,000
Total	<u>209,596,000</u>	<u>29,172,000</u>

CAPITAL PROJECTS ALL FUNDS FINANCIAL REQUIREMENTS BY PROGRAM APPROPRIATIONS (dollars)

Comprehensive Construction Program	Available 2006-07	Recommended 2007-08	Change	Reappropriations 2007-08
Design and Construction Supervision				
Capital Projects Fund	12,600,000	12,600,000	0	22,420,000
Maintenance and Improvement of Real Property Facilities				
Capital Projects Fund	86,045,000	57,400,000	(28,645,000)	221,031,000
Capital Projects Fund - Advances	5,800,000	0	(5,800,000)	5,792,000
Capital Projects Fund - Authority Bonds	20,000,000	10,000,000	(10,000,000)	20,000,000
Total	<u>124,445,000</u>	<u>80,000,000</u>	<u>(44,445,000)</u>	<u>269,243,000</u>

OFFICE OF HOMELAND SECURITY

MISSION

The Office of Homeland Security is responsible for the development and implementation of a comprehensive statewide strategy to detect, protect against and respond to terrorist threats and events. Established as a permanent office by anti-terror legislation enacted in July 2004, the Office maintains strong partnerships with relevant State and local agencies, as well as Federal security-related agencies including the Department of Homeland Security. Among its responsibilities are assessments of vulnerability of critical assets, systems and material; policy development; the allocation of Federal homeland security and related funds; cyber readiness and the prevention and detection of cyber events. Additionally, the Office is required to coordinate the collection and dissemination of counter-terrorism information, as well as the development and implementation of a statewide strategy for disaster preparedness training.

ORGANIZATION AND STAFFING

The Office of Homeland Security has its permanent office in Albany with a satellite office in New York City. The Director, appointed by the Governor, provides counsel on counter-terrorism affairs and coordinates a myriad of activities with Federal, state, and local organizations to better prepare the state to respond to threats and terrorist-related incidents. The Office has two programs, Administration and Cyber Security, and will have a workforce of 184 in 2007-08.

FISCAL BACKGROUND AND BUDGET HIGHLIGHTS

The 2007-08 Executive Budget provides \$22.4 million for the operation of the Office. In addition, Federal funds anticipated from the State Homeland Security Grant and Urban Area Security Initiative programs will continue to be appropriated under the auspices of the Office. This reflects the Office's leadership role in maximizing Federal funding and ensuring distribution of that funding in an effective manner which supports the State's comprehensive security strategy.

PROGRAM HIGHLIGHTS

Since its creation, the Office has pursued a comprehensive, coordinated strategy for domestic counter-terrorism preparedness in the State. Agencies and organizations from each jurisdictional level, and representing various disciplines, have been brought together to formulate and implement a comprehensive approach to public security for New York.

The Office has implemented a Counter-Terrorism Network, the first of its kind in the nation. The network is used to notify local law enforcement and other government agencies of terrorism and security-related alerts. The Office's Critical Infrastructure Assessment Teams are also conducting security assessments of critical infrastructure in New York State, including large scale reviews of security measures at energy generation and transmission plants, chemical, and general aviation facilities.

HOMELAND SECURITY

The Office of Cyber Security has developed a comprehensive cyber security strategy that includes the private sector along with local and Federal jurisdictions. The Office chairs the Public/Private Sector Cyber Security Workgroup, and continues to play a leadership role in coordinating the Multi-State Information Sharing and Analysis Center. This Center facilitates communication among 11 northeastern states regarding cyber readiness and response efforts, and is the primary point of contact between those states and the Federal government on cyber security issues. These efforts have been lauded by the Federal Department of Homeland Security as exemplary.

Further, State Information Security policy is being implemented, with the Office of Cyber Security providing technical assistance and monitoring critical segments of the State's information technology infrastructure. Cyber Security is also completing a four-year project to provide digital imagery of the entire state, which will assist State and local government in emergency response, local planning, E911 and watershed and coastal management. Similarly, Cyber Security provides State agencies with access to cyber-intrusion detection services and contracts.

ALL FUNDS APPROPRIATIONS (dollars)

Category	Available 2006-07	Appropriations Recommended 2007-08	Change	Reappropriations Recommended 2007-08
State Operations	17,591,000	22,425,000	4,834,000	210,388,000
Aid To Localities	360,000,000	350,000,000	(10,000,000)	700,000,000
Capital Projects	0	0	0	0
Total	377,591,000	372,425,000	(5,166,000)	910,388,000

ALL FUND TYPES PROJECTED LEVELS OF EMPLOYMENT BY PROGRAM FILLED ANNUAL SALARIED POSITIONS

Program	Full-Time Equivalent Positions (FTE)		
	2006-07 Estimated FTEs 03/31/07	2007-08 Estimated FTEs 03/31/08	FTE Change
	Administration		
General Fund	79	108	29
Cyber Security and Critical Infrastructure Coordination Program			
Special Revenue Funds - Federal	4	4	0
Special Revenue Funds - Other	40	42	2
Homeland Security Program			
Special Revenue Funds - Federal	30	30	0
Total	153	184	31

HOMELAND SECURITY

**STATE OPERATIONS
ALL FUNDS FINANCIAL REQUIREMENTS BY FUND TYPE
APPROPRIATIONS
(dollars)**

<u>Fund Type</u>	<u>Available 2006-07</u>	<u>Recommended 2007-08</u>	<u>Change</u>
General Fund	8,673,000	11,382,000	2,709,000
Special Revenue Funds - Other	7,418,000	9,543,000	2,125,000
Internal Service Funds	1,500,000	1,500,000	0
Total	<u>17,591,000</u>	<u>22,425,000</u>	<u>4,834,000</u>
Adjustments:			
Transfer(s) To			
Executive Chamber			
General Fund	176,000		
Appropriated 2006-07	<u>17,767,000</u>		

**STATE OPERATIONS
ALL FUNDS FINANCIAL REQUIREMENTS BY PROGRAM
APPROPRIATIONS
(dollars)**

<u>Program</u>	<u>Available 2006-07</u>	<u>Recommended 2007-08</u>	<u>Change</u>
Administration			
General Fund	8,673,000	11,382,000	2,709,000
Cyber Security and Critical Infrastructure Coordination Program			
Special Revenue Funds - Other	7,418,000	9,543,000	2,125,000
Internal Service Funds	1,500,000	1,500,000	0
Total	<u>17,591,000</u>	<u>22,425,000</u>	<u>4,834,000</u>

**STATE OPERATIONS - GENERAL FUND
SUMMARY OF PERSONAL SERVICE APPROPRIATIONS AND CHANGES
2007-08 RECOMMENDED
(dollars)**

<u>Program</u>	<u>Total</u>		<u>Personal Service Regular (Annual Salaried)</u>	
	<u>Amount</u>	<u>Change</u>	<u>Amount</u>	<u>Change</u>
Administration	4,223,000	1,099,000	3,877,000	937,000
Total	<u>4,223,000</u>	<u>1,099,000</u>	<u>3,877,000</u>	<u>937,000</u>
<u>Program</u>	<u>Temporary Service (Nonannual Salaried)</u>		<u>Holiday/Overtime Pay (Annual Salaried)</u>	
	<u>Amount</u>	<u>Change</u>	<u>Amount</u>	<u>Change</u>
Administration	280,000	131,000	66,000	31,000
Total	<u>280,000</u>	<u>131,000</u>	<u>66,000</u>	<u>31,000</u>

**STATE OPERATIONS - GENERAL FUND
SUMMARY OF NONPERSONAL SERVICE AND MAINTENANCE UNDISTRIBUTED
APPROPRIATIONS AND CHANGES
2007-08 RECOMMENDED
(dollars)**

<u>Program</u>	<u>Total</u>		<u>Supplies and Materials</u>	
	<u>Amount</u>	<u>Change</u>	<u>Amount</u>	<u>Change</u>
Administration	7,159,000	1,610,000	1,197,000	700,000
Total	<u>7,159,000</u>	<u>1,610,000</u>	<u>1,197,000</u>	<u>700,000</u>
<u>Program</u>	<u>Contractual Services</u>		<u>Equipment</u>	
	<u>Amount</u>	<u>Change</u>	<u>Amount</u>	<u>Change</u>
Administration	4,914,000	910,000	1,048,000	0
Total	<u>4,914,000</u>	<u>910,000</u>	<u>1,048,000</u>	<u>0</u>

HOMELAND SECURITY

**STATE OPERATIONS - OTHER THAN GENERAL FUND
SUMMARY OF APPROPRIATIONS AND CHANGES
2007-08 RECOMMENDED
(dollars)**

<u>Program</u>	<u>Total Amount</u>	<u>Change</u>	<u>Personal Service Amount</u>	<u>Change</u>
Cyber Security and Critical Infrastructure Coordination Program	11,043,000	2,125,000	2,839,000	50,000
Total	<u>11,043,000</u>	<u>2,125,000</u>	<u>2,839,000</u>	<u>50,000</u>

<u>Program</u>	<u>Nonpersonal Service Amount</u>	<u>Change</u>
Cyber Security and Critical Infrastructure Coordination Program	8,204,000	2,075,000
Total	<u>8,204,000</u>	<u>2,075,000</u>

**AID TO LOCALITIES
ALL FUNDS FINANCIAL REQUIREMENTS BY FUND TYPE
APPROPRIATIONS
(dollars)**

<u>Fund Type</u>	<u>Available 2006-07</u>	<u>Recommended 2007-08</u>	<u>Change</u>
Special Revenue Funds - Federal	360,000,000	350,000,000	(10,000,000)
Total	<u>360,000,000</u>	<u>350,000,000</u>	<u>(10,000,000)</u>

**AID TO LOCALITIES
ALL FUNDS FINANCIAL REQUIREMENTS BY PROGRAM
APPROPRIATIONS
(dollars)**

<u>Program</u>	<u>Available 2006-07</u>	<u>Recommended 2007-08</u>	<u>Change</u>
Homeland Security Program			
Special Revenue Funds - Federal	360,000,000	350,000,000	(10,000,000)
Total	<u>360,000,000</u>	<u>350,000,000</u>	<u>(10,000,000)</u>

OFFICE OF THE STATE INSPECTOR GENERAL

MISSION

The Office of the State Inspector General is responsible for detecting, investigating, eliminating and deterring fraud, corruption, criminal activity, conflicts of interest and abuse in State government. Its mission is designed to ensure that State government maintains the highest standards of integrity and accountability.

ORGANIZATION AND STAFFING

Chapter 766 of the Laws of 2006 permanently established in statute the Office of the State Inspector General. The statute formally consolidated most of the State's inspector general activities in a single office that replaced what were formerly separate, semi-independent deputy inspectors general based in the agencies they served. Led by the Inspector General who is appointed by the Governor, the Office is headquartered in Albany and has offices in New York City and Buffalo. The Office will have a workforce of 70 in 2007-08.

FISCAL BACKGROUND AND BUDGET HIGHLIGHTS

The 2007-08 Executive Budget recommendations provide over \$7 million in State tax dollar support to meet the demands of increasingly sophisticated investigations of alleged fraudulent activity within State government.

PROGRAM HIGHLIGHTS

The Office of the State Inspector General has handled more than 9,950 complaints of fraud, criminal activity, waste and abuse involving State employees and resources. The Office focuses its investigative efforts on major cases involving theft, bribery, contract fraud, abuse of authority and other serious allegations of corruption. Currently, the Agency's investigators are working jointly with local, State and Federal law enforcement personnel and prosecutors on significant matters of public concern.

The Office's investigations have uncovered instances of theft, bid rigging, bribery, creation of fraudulent documents, misuse of computers, narcotics trafficking and sexual assault and have resulted in the arrest of more than over 500 individuals, and referrals for discipline in numerous other cases. In addition, many cases have resulted in recommendations for administrative or policy changes. Equally important, the Office's investigations have, in many instances, cleared agencies and individuals of allegations that were unfounded or unsubstantiated.

STATE INSPECTOR GENERAL

ALL FUNDS APPROPRIATIONS (dollars)

Category	Available 2006-07	Appropriations Recommended 2007-08	Change	Reappropriations Recommended 2007-08
State Operations	7,015,000	7,015,000	0	0
Aid To Localities	0	0	0	0
Capital Projects	0	0	0	0
Total	7,015,000	7,015,000	0	0

ALL FUND TYPES PROJECTED LEVELS OF EMPLOYMENT BY PROGRAM FILLED ANNUAL SALARIED POSITIONS

Full-Time Equivalent Positions (FTE)

Program	2006-07 Estimated FTEs 03/31/07	2007-08 Estimated FTEs 03/31/08	FTE Change
Inspector General			
General Fund	50	70	20
Special Revenue Funds - Other	20	0	(20)
Total	70	70	0

STATE OPERATIONS ALL FUNDS FINANCIAL REQUIREMENTS BY FUND TYPE APPROPRIATIONS (dollars)

Fund Type	Available 2006-07	Recommended 2007-08	Change
General Fund	4,779,000	6,915,000	2,136,000
Special Revenue Funds - Other	2,236,000	100,000	(2,136,000)
Total	7,015,000	7,015,000	0

STATE OPERATIONS ALL FUNDS FINANCIAL REQUIREMENTS BY PROGRAM APPROPRIATIONS (dollars)

Program	Available 2006-07	Recommended 2007-08	Change
Inspector General			
General Fund	4,779,000	6,915,000	2,136,000
Special Revenue Funds - Other	2,236,000	100,000	(2,136,000)
Total	7,015,000	7,015,000	0

STATE OPERATIONS - GENERAL FUND SUMMARY OF PERSONAL SERVICE APPROPRIATIONS AND CHANGES 2007-08 RECOMMENDED (dollars)

Program	Total		Personal Service Regular (Annual Salaried)	
	Amount	Change	Amount	Change
Inspector General	6,211,000	1,831,000	6,200,000	1,831,000
Total	6,211,000	1,831,000	6,200,000	1,831,000

Program	Temporary Service (Nonannual Salaried)		Holiday/Overtime Pay (Annual Salaried)	
	Amount	Change	Amount	Change
Inspector General	8,000	0	3,000	0
Total	8,000	0	3,000	0

STATE INSPECTOR GENERAL

STATE OPERATIONS - GENERAL FUND SUMMARY OF NONPERSONAL SERVICE AND MAINTENANCE UNDISTRIBUTED APPROPRIATIONS AND CHANGES 2007-08 RECOMMENDED (dollars)

Program	Total		Supplies and Materials	
	Amount	Change	Amount	Change
Inspector General	704,000	305,000	192,000	112,000
Total	<u>704,000</u>	<u>305,000</u>	<u>192,000</u>	<u>112,000</u>

Program	Travel		Contractual Services	
	Amount	Change	Amount	Change
Inspector General	197,000	50,000	185,000	109,000
Total	<u>197,000</u>	<u>50,000</u>	<u>185,000</u>	<u>109,000</u>

Program	Equipment	
	Amount	Change
Inspector General	130,000	34,000
Total	<u>130,000</u>	<u>34,000</u>

STATE OPERATIONS - OTHER THAN GENERAL FUND SUMMARY OF APPROPRIATIONS AND CHANGES 2007-08 RECOMMENDED (dollars)

Program	Total		Personal Service	
	Amount	Change	Amount	Change
Inspector General	100,000	(2,136,000)	0	(1,196,000)
Total	<u>100,000</u>	<u>(2,136,000)</u>	<u>0</u>	<u>(1,196,000)</u>

Program	Nonpersonal Service	
	Amount	Change
Inspector General	100,000	(940,000)
Total	<u>100,000</u>	<u>(940,000)</u>

INTEREST ON LAWYER ACCOUNT

MISSION

The Interest on Lawyer Account (IOLA) Fund was established in 1983 to finance civil legal services for the indigent. Revenues are derived from the interest earned on small trust accounts in which attorneys hold certain funds for their clients. Banks transfer the interest earned on these IOLA escrow accounts to the Interest on Lawyer Account to fund grants to not-for-profit, tax-exempt entities providing civil legal services to the indigent, elderly, disabled and others. Legislation enacted in 1988 made participation in IOLA mandatory for attorneys in private practice who hold nominal short-term escrow accounts for clients.

ORGANIZATION AND STAFFING

A 15-member board of trustees appointed by the Governor administers the Interest on Lawyer Account. Board members serve without compensation. Day-to-day operations are handled by a workforce of nine located in New York City.

FISCAL BACKGROUND AND BUDGET HIGHLIGHTS

Executive Budget recommendations total \$21.6 million, including \$4.6 million in taxpayer supported funds previously provided through the Department of State. The remaining \$17 million is supported by revenue generated by IOLA escrow accounts. The Interest on Lawyer Account and participating banks have worked successfully to lower account costs, and these efforts, combined with higher earned interest, have allowed the amount available for grants to increase. Another \$5 million for civil legal services is appropriated in the Judiciary budget from the Legal Services Assistance Fund. Together, these recommendations reflect a nearly \$14 million increase in guaranteed support for civil legal services, more than doubling the amount proposed last year.

PROGRAM HIGHLIGHTS

At least 75 percent of the grants from the Interest on Lawyer Account special revenue funds and 100 percent of State tax dollars must be used for the delivery of civil legal services to the indigent. The balance must be allocated to purposes related to the improvement of the administration of justice, including the provision of civil legal services to underserved groups such as the elderly and disabled and administrative overhead. In the 2007 calendar year, the board administering the Interest on Lawyer Account will award grants to an estimated 60 organizations statewide.

ALL FUNDS APPROPRIATIONS (dollars)

Category	Available 2006-07	Appropriations Recommended 2007-08	Change	Reappropriations Recommended 2007-08
State Operations	1,747,000	1,822,000	75,000	0
Aid To Localities	17,600,911	21,601,000	4,000,089	0
Capital Projects	0	0	0	0
Total	19,347,911	23,423,000	4,075,089	0

INTEREST ON LAWYER

ALL FUND TYPES PROJECTED LEVELS OF EMPLOYMENT BY PROGRAM FILLED ANNUAL SALARIED POSITIONS

Program	Full-Time Equivalent Positions (FTE)		
	2006-07 Estimated FTEs 03/31/07	2007-08 Estimated FTEs 03/31/08	FTE Change
New York Interest on Lawyer Account			
Special Revenue Funds - Other	9	9	0
Total	9	9	0

STATE OPERATIONS ALL FUNDS FINANCIAL REQUIREMENTS BY FUND TYPE APPROPRIATIONS (dollars)

Fund Type	Available 2006-07	Recommended 2007-08	Change
Special Revenue Funds - Other	1,747,000	1,822,000	75,000
Total	1,747,000	1,822,000	75,000

STATE OPERATIONS ALL FUNDS FINANCIAL REQUIREMENTS BY PROGRAM APPROPRIATIONS (dollars)

Program	Available 2006-07	Recommended 2007-08	Change
New York Interest on Lawyer Account			
Special Revenue Funds - Other	1,747,000	1,822,000	75,000
Total	1,747,000	1,822,000	75,000

STATE OPERATIONS - OTHER THAN GENERAL FUND SUMMARY OF APPROPRIATIONS AND CHANGES 2007-08 RECOMMENDED (dollars)

Program	Total		Personal Service	
	Amount	Change	Amount	Change
New York Interest on Lawyer Account	1,822,000	75,000	634,000	15,000
Total	1,822,000	75,000	634,000	15,000

Program	Nonpersonal Service	
	Amount	Change
New York Interest on Lawyer Account	1,188,000	60,000
Total	1,188,000	60,000

AID TO LOCALITIES ALL FUNDS FINANCIAL REQUIREMENTS BY FUND TYPE APPROPRIATIONS (dollars)

Fund Type	Available 2006-07	Recommended 2007-08	Change
General Fund	4,600,911	4,601,000	89
Special Revenue Funds - Other	13,000,000	17,000,000	4,000,000
Total	17,600,911	21,601,000	4,000,089

Adjustments:			
Transfer(s) From			
State, Department of			
General Fund	(4,600,911)		
Appropriated 2006-07	13,000,000		

INTEREST ON LAWYER

**AID TO LOCALITIES
ALL FUNDS FINANCIAL REQUIREMENTS BY PROGRAM
APPROPRIATIONS
(dollars)**

Program	Available 2006-07	Recommended 2007-08	Change
New York Interest on Lawyer Account			
General Fund	4,600,911	4,601,000	89
Special Revenue Funds - Other	13,000,000	17,000,000	4,000,000
Total	<u>17,600,911</u>	<u>21,601,000</u>	<u>4,000,089</u>

TEMPORARY STATE COMMISSION OF INVESTIGATION

MISSION

Established in 1958, the Temporary State Commission of Investigation has served as a bipartisan fact-finding agency, investigating and reporting on organized crime and racketeering, the conduct of public officers and other matters affecting public peace, safety and justice.

ORGANIZATION AND STAFFING

The Commission has six salaried members, two each appointed by the Governor, the Temporary President of the Senate and the Speaker of the Assembly. In addition to the 6 commissioners, there are 26 non-statutory staff positions at the Commission, which has its main office in New York City.

FISCAL BACKGROUND AND BUDGET HIGHLIGHTS

The Commission is scheduled to sunset on September 1, 2007. The Executive Budget recommendation for fiscal year 2007-08 provides nearly \$2.1 million in State tax dollars to support the Commission's required activities through its scheduled sunset.

ALL FUNDS APPROPRIATIONS (dollars)				
Category	Available 2006-07	Appropriations Recommended 2007-08	Change	Reappropriations Recommended 2007-08
State Operations	3,785,000	2,099,000	(1,686,000)	0
Aid To Localities	0	0	0	0
Capital Projects	0	0	0	0
Total	3,785,000	2,099,000	(1,686,000)	0

ALL FUND TYPES PROJECTED LEVELS OF EMPLOYMENT BY PROGRAM FILLED ANNUAL SALARIED POSITIONS			
Program	Full-Time Equivalent Positions (FTE)		
	2006-07 Estimated FTEs 03/31/07	2007-08 Estimated FTEs 03/31/08	FTE Change
Investigation			
General Fund	32	0	(32)
Total	32	0	(32)

**STATE OPERATIONS
ALL FUNDS FINANCIAL REQUIREMENTS BY FUND TYPE
APPROPRIATIONS
(dollars)**

<u>Fund Type</u>	<u>Available 2006-07</u>	<u>Recommended 2007-08</u>	<u>Change</u>
General Fund	3,498,000	2,099,000	(1,399,000)
Special Revenue Funds - Other	287,000	0	(287,000)
Total	<u>3,785,000</u>	<u>2,099,000</u>	<u>(1,686,000)</u>

**STATE OPERATIONS
ALL FUNDS FINANCIAL REQUIREMENTS BY PROGRAM
APPROPRIATIONS
(dollars)**

<u>Program</u>	<u>Available 2006-07</u>	<u>Recommended 2007-08</u>	<u>Change</u>
Investigation			
General Fund	3,498,000	2,099,000	(1,399,000)
Special Revenue Funds - Other	287,000	0	(287,000)
Total	<u>3,785,000</u>	<u>2,099,000</u>	<u>(1,686,000)</u>

**STATE OPERATIONS - GENERAL FUND
SUMMARY OF PERSONAL SERVICE APPROPRIATIONS AND CHANGES
2007-08 RECOMMENDED
(dollars)**

<u>Program</u>	<u>Total</u>		<u>Personal Service Regular (Annual Salaried)</u>	
	<u>Amount</u>	<u>Change</u>	<u>Amount</u>	<u>Change</u>
Investigation	1,591,000	(1,061,000)	1,591,000	(1,061,000)
Total	<u>1,591,000</u>	<u>(1,061,000)</u>	<u>1,591,000</u>	<u>(1,061,000)</u>

**STATE OPERATIONS - GENERAL FUND
SUMMARY OF NONPERSONAL SERVICE AND MAINTENANCE UNDISTRIBUTED
APPROPRIATIONS AND CHANGES
2007-08 RECOMMENDED
(dollars)**

<u>Program</u>	<u>Total</u>		<u>Supplies and Materials</u>	
	<u>Amount</u>	<u>Change</u>	<u>Amount</u>	<u>Change</u>
Investigation	508,000	(338,000)	26,000	0
Total	<u>508,000</u>	<u>(338,000)</u>	<u>26,000</u>	<u>0</u>

<u>Program</u>	<u>Travel</u>		<u>Contractual Services</u>	
	<u>Amount</u>	<u>Change</u>	<u>Amount</u>	<u>Change</u>
Investigation	13,000	(44,000)	467,000	(261,000)
Total	<u>13,000</u>	<u>(44,000)</u>	<u>467,000</u>	<u>(261,000)</u>

<u>Program</u>	<u>Equipment</u>	
	<u>Amount</u>	<u>Change</u>
Investigation	2,000	(33,000)
Total	<u>2,000</u>	<u>(33,000)</u>

**STATE OPERATIONS - OTHER THAN GENERAL FUND
SUMMARY OF APPROPRIATIONS AND CHANGES
2007-08 RECOMMENDED
(dollars)**

<u>Program</u>	<u>Total</u>		<u>Nonpersonal Service</u>	
	<u>Amount</u>	<u>Change</u>	<u>Amount</u>	<u>Change</u>
Investigation	0	(287,000)	0	(287,000)
Total	<u>0</u>	<u>(287,000)</u>	<u>0</u>	<u>(287,000)</u>

JUDICIAL COMMISSIONS

MISSION

New York State's three Judicial Commissions play important roles in maintaining the integrity of the court system. The Commission on Judicial Nomination and the Judicial Screening Committees screen potential nominees for high-level judicial appointments by the Governor. The Commission on Judicial Conduct investigates and acts upon allegations of judicial misconduct.

COMMISSION ON JUDICIAL CONDUCT

The State Constitution established the Commission on Judicial Conduct, which is responsible for investigating complaints of misconduct against State judges and local justices. The Commission has disciplinary powers, which include the authority to remove judges and justices from office for serious misconduct, subject to review by the Court of Appeals.

The Commission on Judicial Conduct has 11 members, 4 of whom are appointed by the Governor, 3 by the Chief Judge of the Court of Appeals and the remaining 4 by the Legislature. Commission members serve without pay and meet periodically to consider complaints, hear testimony and determine the disposition of cases. The Commission will have a staff of 28 in fiscal year 2007-08. Its main office is in New York City, with branches in Albany and Rochester. Its budget of approximately \$2.7 million is supported entirely by State tax dollars.

COMMISSION ON JUDICIAL NOMINATION

The State Constitution established the Commission on Judicial Nomination to evaluate candidates and make recommendations to the Governor for appointment to the Court of Appeals, the State's highest court.

The Commission on Judicial Nomination has 12 members appointed by the Governor, the Chief Judge of the Court of Appeals and the Legislature. These members serve without pay and conduct the search for qualified candidates upon formal notification of a vacancy on the Court of Appeals.

GOVERNOR'S JUDICIAL SCREENING COMMITTEES

The Governor's Judicial Screening Committees are established by Executive Order to evaluate the qualifications of candidates and make recommendations to the Governor for appointment to judgeships other than those on the Court of Appeals. The Committees are located throughout the State.

JUDICIAL COMMISSIONS

ALL FUNDS APPROPRIATIONS (dollars)

Category	Available 2006-07	Appropriations Recommended 2007-08	Change	Reappropriations Recommended 2007-08
State Operations	2,821,000	2,843,000	22,000	0
Aid To Localities	0	0	0	0
Capital Projects	0	0	0	0
Total	2,821,000	2,843,000	22,000	0

ALL FUND TYPES PROJECTED LEVELS OF EMPLOYMENT BY PROGRAM FILLED ANNUAL SALARIED POSITIONS

Full-Time Equivalent Positions (FTE)

Program	2006-07 Estimated FTEs 03/31/07	2007-08 Estimated FTEs 03/31/08	FTE Change
Judicial Conduct			
General Fund	28	28	0
Total	28	28	0

STATE OPERATIONS ALL FUNDS FINANCIAL REQUIREMENTS BY FUND TYPE APPROPRIATIONS (dollars)

Fund Type	Available 2006-07	Recommended 2007-08	Change
General Fund	2,821,000	2,843,000	22,000
Total	2,821,000	2,843,000	22,000

Adjustments:
Transfer(s) To
 Executive Chamber
 General Fund
Appropriated 2006-07

112,000
2,933,000

STATE OPERATIONS ALL FUNDS FINANCIAL REQUIREMENTS BY PROGRAM APPROPRIATIONS (dollars)

Program	Available 2006-07	Recommended 2007-08	Change
Judicial Conduct			
General Fund	2,773,000	2,795,000	22,000
Judicial Nomination, Commission on			
General Fund	10,000	10,000	0
Judicial Screening Committees			
General Fund	38,000	38,000	0
Total	2,821,000	2,843,000	22,000

STATE OPERATIONS - GENERAL FUND SUMMARY OF PERSONAL SERVICE APPROPRIATIONS AND CHANGES 2007-08 RECOMMENDED (dollars)

Program	Total		Personal Service Regular (Annual Salaried)	
	Amount	Change	Amount	Change
Judicial Conduct	2,139,000	38,000	2,139,000	38,000
Judicial Screening Committees	13,000	0	13,000	0
Total	2,152,000	38,000	2,152,000	38,000

JUDICIAL COMMISSIONS

**STATE OPERATIONS - GENERAL FUND
SUMMARY OF NONPERSONAL SERVICE AND MAINTENANCE UNDISTRIBUTED
APPROPRIATIONS AND CHANGES
2007-08 RECOMMENDED
(dollars)**

Program	Total		Supplies and Materials	
	Amount	Change	Amount	Change
Judicial Conduct	656,000	(16,000)	58,000	0
Judicial Nomination, Commission on	10,000	0	0	0
Judicial Screening Committees	25,000	0	0	0
Total	<u>691,000</u>	<u>(16,000)</u>	<u>58,000</u>	<u>0</u>

Program	Travel		Contractual Services	
	Amount	Change	Amount	Change
Judicial Conduct	54,000	(1,000)	475,000	(2,000)
Judicial Nomination, Commission on	10,000	0	0	0
Judicial Screening Committees	10,000	0	15,000	0
Total	<u>74,000</u>	<u>(1,000)</u>	<u>490,000</u>	<u>(2,000)</u>

Program	Equipment	
	Amount	Change
Judicial Conduct	69,000	(13,000)
Judicial Nomination, Commission on	0	0
Judicial Screening Committees	0	0
Total	<u>69,000</u>	<u>(13,000)</u>

DEPARTMENT OF LAW

MISSION

The Department of Law was created in 1926 and is headed by the State Attorney General, who is elected by the people. The Department is responsible for protecting the legal rights of New York State and its citizens by representing the State in litigation and in other legal affairs.

In implementing its constitutional responsibilities, the Department performs a wide range of functions. Major activities of the Department include prosecuting or defending actions and proceedings for or against the State and its departments; prosecuting certain criminal violations of the Labor, Workers' Compensation and Unemployment Insurance laws; investigating and prosecuting other criminal cases at the request of the Governor or the commissioners of State departments; investigating the activities of organized crime; bringing civil and/or criminal actions against polluters, violators of antitrust laws and those who defraud consumers or investors; mediating consumer complaints; and investigating and prosecuting cases of Medicaid fraud.

ORGANIZATION AND STAFFING

The legal functions of the Department of Law are divided into major divisions which comprise bureaus dealing with specific legal issues and cases. These are the divisions of Administration, Appeals and Opinions, Criminal Prosecutions, State Counsel, Public Advocacy and Regional Offices.

The Department's main offices are located in Albany and New York City, with regional offices in Binghamton, Poughkeepsie, Syracuse, Buffalo, Plattsburgh, Rochester, Watertown, Mineola, Hauppauge, Harlem, Utica, Brooklyn, Pearl River and White Plains. The Department will have a workforce of 1,921 positions for 2007-08.

FISCAL BACKGROUND AND BUDGET HIGHLIGHTS

The Executive Budget recommends \$236 million for the Department. This recommendation includes \$130 million in tax dollars from the General Fund, which will finance 55 percent of department expenses for 2007-08. Additional support for 2007-08 will be provided by Federal funding for Medicaid fraud efforts and revenues from the collection of non-tax debt, litigation settlements and assets seized as part of criminal prosecution activities and Medicaid fraud recoveries. Recommended increases include funding for; Project Sunlight which will promote government-wide disclosure of data and information, additional staffing to address Court of Claims caseloads, and additional federally funded staff for the Medicaid Fraud Control Unit.

PROGRAM HIGHLIGHTS

Agency divisions perform the following functions:

- The Administration Division provides budget, personnel, operations and technology services for the Agency;

LAW

- The Division of Appeals and Opinions handles appellate litigation in both State and Federal courts. The Division also prepares opinions, both formal and informal, interpreting State laws for State agencies and municipalities;
- The Criminal Division investigates and prosecutes criminal cases, including those involving Medicaid fraud, auto insurance fraud, white collar and organized crime cases involving multi-county, multi-state and even multi-national criminal activities occurring within New York State;
- The Division of State Counsel provides State agencies, the Governor, other State officials and the Legislature with counsel and representation in legal proceedings. It recoups non-tax revenue on behalf of State taxpayers and provides legal assistance to State agencies in connection with the acquisition and disposition of public land;
- The Division of Public Advocacy defends and protects the public interest in the courts. It enforces laws to prevent trade restraint, protects charitable donors and beneficiaries and enforces laws prohibiting discrimination. The Division protects consumers from fraudulent, and/or deceptive business practices, enforces environmental laws and regulates sales of investment securities. It also enforces the State's health care laws and addresses concerns about on-line criminal or fraudulent activities; and
- The Regional Offices program provides mini-satellite offices across the State to ensure that all New York agencies have cost effective representation in all local and Federal courts, and that citizens have full access to the programs and services of the Department.

**ALL FUNDS
APPROPRIATIONS
(dollars)**

Category	Available 2006-07	Appropriations Recommended 2007-08	Change	Reappropriations Recommended 2007-08
State Operations	229,960,000	235,992,000	6,032,000	52,041,000
Aid To Localities	0	0	0	0
Capital Projects	0	0	0	0
Total	<u>229,960,000</u>	<u>235,992,000</u>	<u>6,032,000</u>	<u>52,041,000</u>

**ALL FUND TYPES
PROJECTED LEVELS OF EMPLOYMENT BY PROGRAM
FILLED ANNUAL SALARIED POSITIONS**

Program	Full-Time Equivalent Positions (FTE)		
	2006-07 Estimated FTEs 03/31/07	2007-08 Estimated FTEs 03/31/08	FTE Change
Administration			
General Fund	176	181	5
Appeals and Opinions			
General Fund	63	63	0
Counsel for the State			
General Fund	341	353	12
Special Revenue Funds - Other	258	258	0
Criminal Prosecutions			
General Fund	199	199	0
Special Revenue Funds - Other	68	68	0
Medicaid Fraud Control			
Special Revenue Funds - Federal	242	259	17
Special Revenue Funds - Other	80	86	6
Public Advocacy			
General Fund	290	290	0
Special Revenue Funds - Other	6	6	0
Capital Projects Funds - Other	7	7	0
Regional Offices			
General Fund	151	151	0
Total	<u>1,881</u>	<u>1,921</u>	<u>40</u>

**STATE OPERATIONS
ALL FUNDS FINANCIAL REQUIREMENTS BY FUND TYPE
APPROPRIATIONS
(dollars)**

Fund Type	Available	Recommended	Change
	2006-07	2007-08	
General Fund	126,788,000	130,360,000	3,572,000
Special Revenue Funds - Federal	35,616,000	37,480,000	1,864,000
Special Revenue Funds - Other	67,556,000	68,152,000	596,000
Total	<u>229,960,000</u>	<u>235,992,000</u>	<u>6,032,000</u>
Adjustments:			
Transfer(s) From			
State Police, Division of			
General Fund		(710,000)	
Appropriated 2006-07	<u>229,250,000</u>		

**STATE OPERATIONS
ALL FUNDS FINANCIAL REQUIREMENTS BY PROGRAM
APPROPRIATIONS
(dollars)**

Program	Available 2006-07	Recommended 2007-08	Change
Administration			
General Fund	29,594,000	28,675,000	(919,000)
Appeals and Opinions			
General Fund	5,435,000	5,956,000	521,000
Counsel for the State			
General Fund	34,412,000	38,178,000	3,766,000
Special Revenue Funds - Other	49,508,000	49,223,000	(285,000)
Criminal Prosecutions			
General Fund	20,236,000	19,371,000	(865,000)
Special Revenue Funds - Other	4,904,000	4,904,000	0
Medicaid Fraud Control			
Special Revenue Funds - Federal	35,616,000	37,480,000	1,864,000
Special Revenue Funds - Other	13,144,000	14,025,000	881,000
Public Advocacy			
General Fund	24,965,000	24,667,000	(298,000)
Regional Offices			
General Fund	12,146,000	13,513,000	1,367,000
Total	<u>229,960,000</u>	<u>235,992,000</u>	<u>6,032,000</u>

**STATE OPERATIONS - GENERAL FUND
SUMMARY OF PERSONAL SERVICE APPROPRIATIONS AND CHANGES
2007-08 RECOMMENDED
(dollars)**

Program	Total		Personal Service Regular (Annual Salaried)	
	Amount	Change	Amount	Change
Administration	11,933,000	(2,493,000)	10,400,000	(2,493,000)
Appeals and Opinions	5,129,000	521,000	5,079,000	521,000
Counsel for the State	28,121,000	3,502,000	27,420,000	3,502,000
Criminal Prosecutions	16,368,000	(865,000)	15,871,000	(865,000)
Public Advocacy	23,090,000	1,102,000	22,649,000	1,102,000
Regional Offices	11,809,000	1,367,000	11,699,000	1,367,000
Total	<u>96,450,000</u>	<u>3,134,000</u>	<u>93,118,000</u>	<u>3,134,000</u>

Program	Temporary Service (Nonannual Salaried)		Holiday/Overtime Pay (Annual Salaried)	
	Amount	Change	Amount	Change
Administration	1,476,000	0	57,000	0
Appeals and Opinions	31,000	0	19,000	0
Counsel for the State	562,000	0	139,000	0
Criminal Prosecutions	289,000	0	208,000	0
Public Advocacy	118,000	0	323,000	0
Regional Offices	39,000	0	71,000	0
Total	<u>2,515,000</u>	<u>0</u>	<u>817,000</u>	<u>0</u>

STATE OPERATIONS - GENERAL FUND
SUMMARY OF NONPERSONAL SERVICE AND MAINTENANCE UNDISTRIBUTED
APPROPRIATIONS AND CHANGES
2007-08 RECOMMENDED
(dollars)

Program	Total		Supplies and Materials	
	Amount	Change	Amount	Change
Administration	16,742,000	1,574,000	5,100,000	0
Appeals and Opinions	827,000	0	0	0
Counsel for the State	10,057,000	264,000	0	0
Criminal Prosecutions	3,003,000	0	5,000	0
Public Advocacy	1,577,000	(1,400,000)	0	0
Regional Offices	1,704,000	0	0	0
Total	33,910,000	438,000	5,105,000	0

Program	Travel		Contractual Services	
	Amount	Change	Amount	Change
Administration	257,000	0	11,385,000	1,574,000
Appeals and Opinions	0	0	827,000	0
Counsel for the State	399,000	0	9,658,000	264,000
Criminal Prosecutions	420,000	0	582,000	0
Public Advocacy	394,000	0	1,183,000	0
Regional Offices	350,000	0	1,354,000	0
Total	1,820,000	0	24,989,000	1,838,000

Program	Equipment		Maintenance Undistributed	
	Amount	Change	Amount	Change
Administration	0	0	0	0
Appeals and Opinions	0	0	0	0
Counsel for the State	0	0	0	0
Criminal Prosecutions	1,996,000	0	0	0
Public Advocacy	0	0	0	(1,400,000)
Regional Offices	0	0	0	0
Total	1,996,000	0	0	(1,400,000)

STATE OPERATIONS - OTHER THAN GENERAL FUND
SUMMARY OF APPROPRIATIONS AND CHANGES
2007-08 RECOMMENDED
(dollars)

Program	Total		Personal Service	
	Amount	Change	Amount	Change
Counsel for the State	49,223,000	(285,000)	16,505,000	0
Criminal Prosecutions	4,904,000	0	0	0
Medicaid Fraud Control	51,505,000	2,745,000	26,331,000	2,585,000
Total	105,632,000	2,460,000	42,836,000	2,585,000

Program	Nonpersonal Service	
	Amount	Change
Counsel for the State	32,718,000	(285,000)
Criminal Prosecutions	4,904,000	0
Medicaid Fraud Control	25,174,000	160,000
Total	62,796,000	(125,000)

TEMPORARY STATE COMMISSION ON LOBBYING

MISSION

The Temporary State Commission on Lobbying is responsible for monitoring, maintaining and making public the identities, activities and expenditures of lobbyists, clients and public corporations attempting to influence the legislative, regulatory and rule and rate-making actions of elected State officials, agency decision makers and local governments. The Commission is also authorized to hold hearings, impose civil penalties and make public the records of appearances before regulatory State agencies.

ORGANIZATION AND STAFFING

The Lobbying Act sets forth the administrative and enforcement responsibilities of the Commission. Under the guidance of a six-member bipartisan board appointed by the Governor, with advice from the legislative leaders, these responsibilities will be carried out by a workforce of 34 in 2007-08.

FISCAL BACKGROUND AND BUDGET HIGHLIGHTS

In 2007-08, the Commission will be fully funded by a recommended \$2.7 million General Fund appropriation, an increase of \$353,000. The dedicated Special Revenue Fund which had been used in prior years to receive and spend penalties and fine revenue, has been fully eliminated. Breaking the connection between penalty and fine revenue and the agency's budget removes any perception that the agency's investigatory actions might be motivated by fiscal concerns. The penalty and fine revenue will now be deposited directly to the General Fund.

PROGRAM HIGHLIGHTS

The Commission monitors the activities of 5,112 registered lobbyists, 3,269 clients of lobbyists and 70 public corporations. The Commission offers education programs and investigates allegations of wrong doing.

ALL FUNDS APPROPRIATIONS (dollars)				
Category	Available 2006-07	Appropriations Recommended 2007-08	Change	Reappropriations Recommended 2007-08
State Operations	3,016,000	2,701,000	(315,000)	0
Aid To Localities	0	0	0	0
Capital Projects	0	0	0	0
Total	<u>3,016,000</u>	<u>2,701,000</u>	<u>(315,000)</u>	<u>0</u>

LOBBYING

**ALL FUND TYPES
PROJECTED LEVELS OF EMPLOYMENT BY PROGRAM
FILLED ANNUAL SALARIED POSITIONS**

Program	Full-Time Equivalent Positions (FTE)		
	2006-07	2007-08	FTE Change
	Estimated FTEs 03/31/07	Estimated FTEs 03/31/08	
Operations			
General Fund	28	34	6
Special Revenue Funds - Other	6	0	(6)
Total	<u>34</u>	<u>34</u>	<u>0</u>

**STATE OPERATIONS
ALL FUNDS FINANCIAL REQUIREMENTS BY FUND TYPE
APPROPRIATIONS
(dollars)**

Fund Type	Available	Recommended	Change
	2006-07	2007-08	
General Fund	2,348,000	2,701,000	353,000
Special Revenue Funds - Other	668,000	0	(668,000)
Total	<u>3,016,000</u>	<u>2,701,000</u>	<u>(315,000)</u>

Adjustments:

Prior Year Deficiency	
Lobbying, Temporary State Commission	
on	
General Fund	500,000
Appropriated 2006-07	<u>3,516,000</u>

**STATE OPERATIONS
ALL FUNDS FINANCIAL REQUIREMENTS BY PROGRAM
APPROPRIATIONS
(dollars)**

Program	Available	Recommended	Change
	2006-07	2007-08	
Operations			
General Fund	2,348,000	2,701,000	353,000
Special Revenue Funds - Other	668,000	0	(668,000)
Total	<u>3,016,000</u>	<u>2,701,000</u>	<u>(315,000)</u>

**STATE OPERATIONS - GENERAL FUND
SUMMARY OF PERSONAL SERVICE APPROPRIATIONS AND CHANGES
2007-08 RECOMMENDED
(dollars)**

Program	Total		Personal Service Regular (Annual Salaried)	
	Amount	Change	Amount	Change
Operations	2,385,000	37,000	2,335,000	(13,000)
Total	<u>2,385,000</u>	<u>37,000</u>	<u>2,335,000</u>	<u>(13,000)</u>

Program	Holiday/Overtime Pay (Annual Salaried)	
	Amount	Change
Operations	50,000	50,000
Total	<u>50,000</u>	<u>50,000</u>

**STATE OPERATIONS - GENERAL FUND
SUMMARY OF NONPERSONAL SERVICE AND MAINTENANCE UNDISTRIBUTED
APPROPRIATIONS AND CHANGES
2007-08 RECOMMENDED
(dollars)**

Program	Total		Supplies and Materials	
	Amount	Change	Amount	Change
Operations	316,000	316,000	10,000	10,000
Total	<u>316,000</u>	<u>316,000</u>	<u>10,000</u>	<u>10,000</u>

Program	Travel		Contractual Services	
	Amount	Change	Amount	Change
Operations	6,000	6,000	210,000	210,000
Total	<u>6,000</u>	<u>6,000</u>	<u>210,000</u>	<u>210,000</u>

Program	Equipment	
	Amount	Change
Operations	90,000	90,000
Total	<u>90,000</u>	<u>90,000</u>

**STATE OPERATIONS - OTHER THAN GENERAL FUND
SUMMARY OF APPROPRIATIONS AND CHANGES
2007-08 RECOMMENDED
(dollars)**

Program	Total		Maintenance Undistributed	
	Amount	Change	Amount	Change
Operations	0	(668,000)	0	(668,000)
Total	<u>0</u>	<u>(668,000)</u>	<u>0</u>	<u>(668,000)</u>

DIVISION OF MILITARY AND NAVAL AFFAIRS

MISSION

The Division of Military and Naval Affairs (DMNA) has two primary missions. Through the State's militia, DMNA maintains a well-trained military force ready to respond to civil emergencies, natural disasters, and threats to the nation's security. Through the State Emergency Management Office (SEMO), the Division prepares the State and local governments to deal effectively with potential disasters and coordinates the State's response to disasters.

ORGANIZATION AND STAFFING

The Division of Military and Naval Affairs operates under the direction of the Adjutant General, who is appointed by the Governor. The Division consists of the New York Army National Guard, the New York Air National Guard, the Naval Militia, the New York Guard and the State Emergency Management Office (SEMO). Coordinated through the State headquarters in Albany, the Division operates 56 armories as well as 21 Field and Combined Support Maintenance facilities, 6 Air National Guard bases, 3 Aviation Support facilities, and 5 regional emergency management facilities.

SEMO serves as the operational component of the Disaster Preparedness Commission, which is responsible for State disaster preparedness plans and the coordination of State disaster operations. In 2007-08, DMNA and SEMO will have a combined workforce of 649.

FISCAL BACKGROUND AND BUDGET HIGHLIGHTS

The Executive Budget recommends \$81.2 million in new appropriations for the Division's State operations, including \$23.9 million in General Fund support, \$46.4 million from Federal funding, and \$10.9 million in revenue from multiple sources including armory rental proceeds, General Fund transfer for New York National Guard recruitment incentive, fees collected from nuclear power plant operators for radiological emergency preparedness activities, Camp Smith billeting revenue, and various fiduciary accounts. Consistent with Federal Homeland Security grant structure requirements over the past three years, appropriations for federally supported emergency management State Operations are included in consolidated Homeland Security Program appropriations.

The Division's Aid to Localities budget of \$403.1 million includes \$390 million in new State and Federal disaster assistance appropriations for use in the case of future disasters. Appropriations are also provided to support annual Federal grants and for fees collected from nuclear power plant operators for local radiological emergency preparedness planning. Additionally, reappropriations of proposed State and Federal deficiency appropriations are included for major disasters that occurred during and prior to 2007-08.

The 2007-08 Capital Plan recommends \$36.1 million in new appropriations, including continued support for the multi-year Federal military construction plan to replace or expand armories and equipment maintenance facilities across the State. New capital appropriations will also fund the maintenance of existing facilities to support optimal military readiness.

MILITARY AND NAVAL AFFAIRS

PROGRAM HIGHLIGHTS

MILITARY READINESS

The Military Readiness program is the core of the Division's operations. It includes the New York Army National Guard, the New York Air National Guard, the New York Naval Militia and the New York Guard. With a combined force of over 19,000 members, the Readiness program has mounted a sustained activation since the terrorist attacks of September, 2001 to safeguard the State's citizenry from emerging security threats, while simultaneously meeting its obligations to support the Federal government. Other critical responses to civilian emergencies in recent years have included the abatement and mitigation of the effects of floods, blizzards, tornados, and forest fires.

EMERGENCY MANAGEMENT AND DISASTER ASSISTANCE

The State Emergency Management Office is the operational component of the Disaster Preparedness Commission, and coordinates the State's preparation for and response to natural and man-made disasters and emergencies. In times of emergency or disaster, SEMO activates the Emergency Operations Center to quickly match State, Federal and private resources with the needs of the affected localities. SEMO also provides training to emergency and response personnel to be better able to mitigate against, prepare for, respond to, and recover from disastrous incidents while protecting lives, property, and the environment.

The Office administers the Disaster Assistance Program, which provides State and federally supported financial relief to localities and individuals affected by disasters. Recent disasters have included the June 2006 flooding across the south-central portion of the State and the October 2006 snowstorm in western New York. SEMO is also responsible for the development, testing and revision of radiological emergency plans at the State and county levels to deal with possible radiological accidents at nuclear powered electric generating facilities. Additionally, through participation in the national Emergency Management Assistance Compact, SEMO coordinates disaster assistance missions to other states.

SPECIAL SERVICES

Established in 1996, the Recruitment Incentive and Retention Program provides qualified individuals and active National Guard members with a tuition benefit for undergraduate study. The program has proven successful in helping to stabilize the Guard's troop strength and significantly improved member morale in recent years.

Another important element of DMNA's special services is "GuardHELP," an innovative program to link Federal Guard resources with current community volunteer, youth activity, and environmental needs. Additionally, the Special Services program includes the activities associated with armory rentals.

MILITARY AND NAVAL AFFAIRS

ALL FUNDS APPROPRIATIONS (dollars)

Category	Available 2006-07	Appropriations Recommended 2007-08	Change	Reappropriations Recommended 2007-08
State Operations	79,404,000	81,160,000	1,756,000	19,141,000
Aid To Localities	352,950,000	403,061,000	50,111,000	619,920,000
Capital Projects	47,500,000	36,100,000	(11,400,000)	114,185,000
Total	<u>479,854,000</u>	<u>520,321,000</u>	<u>40,467,000</u>	<u>753,246,000</u>

ALL FUND TYPES PROJECTED LEVELS OF EMPLOYMENT BY PROGRAM FILLED ANNUAL SALARIED POSITIONS

Program	Full-Time Equivalent Positions (FTE)		
	2006-07 Estimated FTEs 03/31/07	2007-08 Estimated FTEs 03/31/08	FTE Change
	Administration		
General Fund	62	62	0
Emergency Management			
General Fund	30	30	0
Special Revenue Funds - Federal	75	75	0
Special Revenue Funds - Other	18	18	0
Military Readiness			
General Fund	158	164	6
Special Revenue Funds - Federal	269	292	23
Special Service			
Special Revenue Funds - Other	3	8	5
Total	<u>615</u>	<u>649</u>	<u>34</u>

STATE OPERATIONS ALL FUNDS FINANCIAL REQUIREMENTS BY FUND TYPE APPROPRIATIONS (dollars)

Fund Type	Available 2006-07	Recommended 2007-08	Change
General Fund	22,769,000	23,876,000	1,107,000
Special Revenue Funds - Federal	45,688,000	46,419,000	731,000
Special Revenue Funds - Other	10,947,000	10,865,000	(82,000)
Total	<u>79,404,000</u>	<u>81,160,000</u>	<u>1,756,000</u>

Adjustments:	
Prior Year Deficiency	
Military and Naval Affairs, Division of	
General Fund	1,670,000
Appropriated 2006-07	<u>81,074,000</u>

MILITARY AND NAVAL AFFAIRS

STATE OPERATIONS ALL FUNDS FINANCIAL REQUIREMENTS BY PROGRAM APPROPRIATIONS (dollars)

<u>Program</u>	<u>Available 2006-07</u>	<u>Recommended 2007-08</u>	<u>Change</u>
Administration			
General Fund	3,896,000	4,004,000	108,000
Disaster Assistance			
Special Revenue Funds - Federal	4,504,000	4,843,000	339,000
Emergency Management			
General Fund	3,402,000	4,384,000	982,000
Special Revenue Funds - Federal	635,000	966,000	331,000
Special Revenue Funds - Other	2,000,000	2,000,000	0
Military Readiness			
General Fund	14,971,000	15,488,000	517,000
Special Revenue Funds - Federal	40,549,000	40,610,000	61,000
Special Service			
General Fund	500,000	0	(500,000)
Special Revenue Funds - Other	8,947,000	8,865,000	(82,000)
Total	<u>79,404,000</u>	<u>81,160,000</u>	<u>1,756,000</u>

STATE OPERATIONS - GENERAL FUND SUMMARY OF PERSONAL SERVICE APPROPRIATIONS AND CHANGES 2007-08 RECOMMENDED (dollars)

<u>Program</u>	<u>Total</u>		<u>Personal Service Regular (Annual Salaried)</u>	
	<u>Amount</u>	<u>Change</u>	<u>Amount</u>	<u>Change</u>
Administration	3,551,000	103,000	3,537,000	102,000
Emergency Management	1,883,000	132,000	1,848,000	132,000
Military Readiness	7,990,000	543,000	7,217,000	538,000
Total	<u>13,424,000</u>	<u>778,000</u>	<u>12,602,000</u>	<u>772,000</u>

<u>Program</u>	<u>Temporary Service (Nonannual Salaried)</u>		<u>Holiday/Overtime Pay (Annual Salaried)</u>	
	<u>Amount</u>	<u>Change</u>	<u>Amount</u>	<u>Change</u>
Administration	0	0	14,000	1,000
Emergency Management	0	0	35,000	0
Military Readiness	720,000	5,000	53,000	0
Total	<u>720,000</u>	<u>5,000</u>	<u>102,000</u>	<u>1,000</u>

MILITARY AND NAVAL AFFAIRS

STATE OPERATIONS - GENERAL FUND SUMMARY OF NONPERSONAL SERVICE AND MAINTENANCE UNDISTRIBUTED APPROPRIATIONS AND CHANGES 2007-08 RECOMMENDED (dollars)

Program	Total		Supplies and Materials	
	Amount	Change	Amount	Change
Administration	453,000	5,000	82,000	1,000
Emergency Management	2,501,000	850,000	177,000	2,000
Military Readiness	7,498,000	(26,000)	979,000	0
Special Service	0	(500,000)	0	0
Total	10,452,000	329,000	1,238,000	3,000

Program	Travel		Contractual Services	
	Amount	Change	Amount	Change
Administration	28,000	0	277,000	3,000
Emergency Management	106,000	1,000	1,817,000	790,000
Military Readiness	93,000	5,000	6,039,000	(172,000)
Special Service	0	0	0	0
Total	227,000	6,000	8,133,000	621,000

Program	Equipment		Maintenance Undistributed	
	Amount	Change	Amount	Change
Administration	66,000	1,000	0	0
Emergency Management	401,000	57,000	0	0
Military Readiness	387,000	141,000	0	0
Special Service	0	0	0	(500,000)
Total	854,000	199,000	0	(500,000)

STATE OPERATIONS - OTHER THAN GENERAL FUND SUMMARY OF APPROPRIATIONS AND CHANGES 2007-08 RECOMMENDED (dollars)

Program	Total		Personal Service	
	Amount	Change	Amount	Change
Disaster Assistance	4,843,000	339,000	2,663,000	138,000
Emergency Management	2,966,000	331,000	1,416,000	117,000
Military Readiness	40,610,000	61,000	12,490,000	10,000
Special Service	8,865,000	(82,000)	684,000	26,000
Total	57,284,000	649,000	17,253,000	291,000

Program	Nonpersonal Service	
	Amount	Change
Disaster Assistance	2,180,000	201,000
Emergency Management	1,550,000	214,000
Military Readiness	28,120,000	51,000
Special Service	8,181,000	(108,000)
Total	40,031,000	358,000

MILITARY AND NAVAL AFFAIRS

AID TO LOCALITIES ALL FUNDS FINANCIAL REQUIREMENTS BY FUND TYPE APPROPRIATIONS (dollars)

<u>Fund Type</u>	<u>Available 2006-07</u>	<u>Recommended 2007-08</u>	<u>Change</u>
General Fund	85,000,000	90,000,000	5,000,000
Special Revenue Funds - Federal	266,300,000	311,411,000	45,111,000
Special Revenue Funds - Other	1,650,000	1,650,000	0
Total	352,950,000	403,061,000	50,111,000

Adjustments:

Prior Year Deficiency			
Military and Naval Affairs, Division of General Fund	45,000,000		
Recommended Deficiency			
Military and Naval Affairs, Division of General Fund	(85,000,000)		
Special Revenue Funds - Federal	(255,000,000)		
Appropriated 2006-07	57,950,000		

AID TO LOCALITIES ALL FUNDS FINANCIAL REQUIREMENTS BY PROGRAM APPROPRIATIONS (dollars)

<u>Program</u>	<u>Available 2006-07</u>	<u>Recommended 2007-08</u>	<u>Change</u>
Disaster Assistance			
General Fund	85,000,000	90,000,000	5,000,000
Special Revenue Funds - Federal	255,000,000	300,000,000	45,000,000
Emergency Management			
Special Revenue Funds - Federal	11,300,000	11,411,000	111,000
Special Revenue Funds - Other	1,650,000	1,650,000	0
Total	352,950,000	403,061,000	50,111,000

CAPITAL PROJECTS ALL FUNDS FINANCIAL REQUIREMENTS BY PROGRAM APPROPRIATIONS (dollars)

<u>Comprehensive Construction Program</u>	<u>Available 2006-07</u>	<u>Recommended 2007-08</u>	<u>Change</u>	<u>Reappropriations 2007-08</u>
Design and Construction Supervision				
Capital Projects Fund	5,400,000	4,500,000	(900,000)	6,720,000
Federal Capital Projects Fund	3,500,000	7,500,000	4,000,000	8,825,000
Maintenance and Improvements				
Capital Projects Fund	9,100,000	5,600,000	(3,500,000)	20,150,000
Federal Capital Projects Fund	29,500,000	18,500,000	(11,000,000)	78,490,000
Total	47,500,000	36,100,000	(11,400,000)	114,185,000

DIVISION OF PAROLE

MISSION

The Division of Parole, which consists of the Board of Parole and Division staff, is responsible for preparing eligible offenders to be released from prison, allowing for their release and setting the conditions of release, supervising those offenders in the community, and providing parolees with assistance to help them successfully reintegrate into society.

ORGANIZATION AND STAFFING

The 19 members of the Board of Parole are appointed by the Governor, and confirmed by the Senate, for six-year terms. One member is designated by the Governor to serve as the Board's Chair and Chief Executive Officer of the Division. Board members review the cases of offenders eligible for parole release and determine if and under what conditions the offender should be released to parole supervision. Board members establish conditions the parolee must abide by in the community if released. These conditions outline a parolee's responsibilities while under community supervision and, if these conditions are violated, serve as justification for parole revocation.

Parole Operations staff are located across the state in 38 community-based field supervision offices and 70 correctional institutions. The Division's administrative staff and executive team are located at its central office in Albany. The Division will have a workforce of 2,069 in 2007-08.

FISCAL BACKGROUND AND BUDGET HIGHLIGHTS

In 2007-08, approximately \$162 million in State tax dollars will enable the Division of Parole to continue its commitment to public safety by preparing inmates for release, supervising offenders in the community, and assisting parolees in finding the necessary support services that play a crucial role in their transition back into society.

Approximately \$37 million in State funds are recommended to support the Aid to Localities portion of the budget. Of these funds, approximately \$16 million supports substance abuse treatment, vocational development and residential stabilization programs. Included within that funding is \$3 million that will be dedicated to help ease the transition of newly released offenders returning to the community from prison. This funding will assist those offenders whose needs include: substance abuse treatment; suitable employment; and adequate housing. Access to these services enhances the prospects of recently released offenders successfully re-integrating into the community.

Aid to Localities funding also includes reimbursement to county jails that house parole violators who are awaiting a parole revocation hearing, which will determine whether the individual will return to State prison, be sent to the Willard Drug Treatment Campus, or be returned to the community. The Executive Budget includes a proposal to change the parole violator hearing process to reduce the amount of time alleged violators spend in local jails. Localities will have the option of transferring alleged parole violators to State prison prior to their parole revocation hearing if, based on an agreement with the Department of Correctional Services, the hearing can be conducted using video teleconferencing. Furthermore, an Administrative Law Judge can reduce the term of incarceration for appropriate parole violators based upon recommendations by a parole officer.

PAROLE

PROGRAM HIGHLIGHTS

The state parole system involves three major activities: preparing inmates for re-entry into the community; assisting the Board in making release determinations and setting conditions; and supervising parolees released from prison while supporting their successful reintegration into the community.

Institutional Parole staff, assigned to correctional facilities, assist the Board by preparing an assessment of an inmate's readiness for release based on his or her case history. Facility Parole Officers assess an inmate's rehabilitation progress, family background and community connections, as well as housing and employment prospects for the Board's consideration. Working in cooperation with Field Parole Officers, Facility Parole Officers attempt to obtain housing, employment and other services for inmates that are to be released into the community.

Immediately upon being released from prison, parolees are assigned to a Field Parole Officer. Field Parole Officers supervise parolees by monitoring behavior, reviewing employment, evaluating treatment progress and administering drug tests. In addition to closely monitoring offenders in the community, the Division helps parolees avoid reverting to a life of crime by contracting for various services to support their return to society, such as substance abuse counseling and treatment, supportive housing and employment training.

Intensive supervision is provided for sex offenders, violent felony offenders, offenders with severe mental health conditions, and for those parolees who graduate from the Shock Incarceration program or complete the drug treatment program at the Willard Drug Treatment Campus. The Division continues its efforts to ensure that sex offenders under parole supervision are strictly monitored and kept away from the most vulnerable members of the community. In addition to an intensive level of parole officer supervision, electronic monitoring and polygraphs are used to track these offenders and deter their predatory behavior.

As part of the effort to reduce recidivism through a focus on community re-entry, a thorough review will be conducted to assess the roles and responsibilities of the Division of Parole and the Department of Correctional Services in this regard. This review will determine the most efficient and effective means to provide services while maintaining a high level of public safety throughout the state. The goal is to create a more seamless system for assessing the needs of offenders, ensuring access to services, maintaining accurate records of offender information, and addressing other factors essential to successful community re-entry.

ALL FUNDS APPROPRIATIONS (dollars)

<u>Category</u>	<u>Available 2006-07</u>	<u>Appropriations Recommended 2007-08</u>	<u>Change</u>	<u>Reappropriations Recommended 2007-08</u>
State Operations	160,458,000	163,256,000	2,798,000	0
Aid To Localities	53,146,000	46,296,000	(6,850,000)	15,075,000
Capital Projects	0	0	0	0
Total	213,604,000	209,552,000	(4,052,000)	15,075,000

**ALL FUND TYPES
PROJECTED LEVELS OF EMPLOYMENT BY PROGRAM
FILLED ANNUAL SALARIED POSITIONS**

Program	Full-Time Equivalent Positions (FTE)		
	2006-07 Estimated FTEs 03/31/07	2007-08 Estimated FTEs 03/31/08	FTE Change
Administration			
General Fund	107	107	0
Parole Operations			
General Fund	1,972	1,962	(10)
Total	<u>2,079</u>	<u>2,069</u>	<u>(10)</u>

**STATE OPERATIONS
ALL FUNDS FINANCIAL REQUIREMENTS BY FUND TYPE
APPROPRIATIONS
(dollars)**

Fund Type	Available 2006-07	Recommended 2007-08	Change
General Fund	159,133,000	161,931,000	2,798,000
Special Revenue Funds - Federal	500,000	500,000	0
Special Revenue Funds - Other	825,000	825,000	0
Total	<u>160,458,000</u>	<u>163,256,000</u>	<u>2,798,000</u>

Adjustments:

Transfer(s) To	
Executive Chamber	
General Fund	40,000
Appropriated 2006-07	<u>160,498,000</u>

**STATE OPERATIONS
ALL FUNDS FINANCIAL REQUIREMENTS BY PROGRAM
APPROPRIATIONS
(dollars)**

Program	Available 2006-07	Recommended 2007-08	Change
Administration			
General Fund	8,687,000	8,954,000	267,000
Parole Operations			
General Fund	150,446,000	152,977,000	2,531,000
Special Revenue Funds - Federal	500,000	500,000	0
Special Revenue Funds - Other	825,000	825,000	0
Total	<u>160,458,000</u>	<u>163,256,000</u>	<u>2,798,000</u>

**STATE OPERATIONS - GENERAL FUND
SUMMARY OF PERSONAL SERVICE APPROPRIATIONS AND CHANGES
2007-08 RECOMMENDED
(dollars)**

Program	Total		Personal Service Regular (Annual Salaried)	
	Amount	Change	Amount	Change
Administration	7,230,000	168,000	7,203,000	179,000
Parole Operations	115,498,000	(933,000)	111,081,000	(784,000)
Total	<u>122,728,000</u>	<u>(765,000)</u>	<u>118,284,000</u>	<u>(605,000)</u>

Program	Temporary Service (Nonannual Salaried)		Holiday/Overtime Pay (Annual Salaried)	
	Amount	Change	Amount	Change
Administration	0	0	27,000	(11,000)
Parole Operations	87,000	3,000	4,330,000	(152,000)
Total	<u>87,000</u>	<u>3,000</u>	<u>4,357,000</u>	<u>(163,000)</u>

PAROLE

**STATE OPERATIONS - GENERAL FUND
SUMMARY OF NONPERSONAL SERVICE AND MAINTENANCE UNDISTRIBUTED
APPROPRIATIONS AND CHANGES
2007-08 RECOMMENDED
(dollars)**

Program	Total		Supplies and Materials	
	Amount	Change	Amount	Change
Administration	1,724,000	99,000	40,000	0
Parole Operations	37,479,000	3,464,000	1,253,000	114,000
Total	39,203,000	3,563,000	1,293,000	114,000

Program	Travel		Contractual Services	
	Amount	Change	Amount	Change
Administration	282,000	12,000	1,384,000	84,000
Parole Operations	4,374,000	380,000	30,098,000	2,941,000
Total	4,656,000	392,000	31,482,000	3,025,000

Program	Equipment	
	Amount	Change
Administration	18,000	3,000
Parole Operations	1,754,000	29,000
Total	1,772,000	32,000

**STATE OPERATIONS - OTHER THAN GENERAL FUND
SUMMARY OF APPROPRIATIONS AND CHANGES
2007-08 RECOMMENDED
(dollars)**

Program	Total		Nonpersonal Service	
	Amount	Change	Amount	Change
Parole Operations	1,325,000	0	825,000	0
Total	1,325,000	0	825,000	0

Program	Maintenance Undistributed	
	Amount	Change
Parole Operations	500,000	0
Total	500,000	0

**AID TO LOCALITIES
ALL FUNDS FINANCIAL REQUIREMENTS BY FUND TYPE
APPROPRIATIONS
(dollars)**

Fund Type	Available	Recommended	Change
	2006-07	2007-08	
General Fund	43,896,000	37,046,000	(6,850,000)
Internal Service Funds	9,250,000	9,250,000	0
Total	53,146,000	46,296,000	(6,850,000)

**AID TO LOCALITIES
ALL FUNDS FINANCIAL REQUIREMENTS BY PROGRAM
APPROPRIATIONS
(dollars)**

Program	Available	Recommended	Change
	2006-07	2007-08	
Parole Operations			
General Fund	43,896,000	37,046,000	(6,850,000)
Internal Service Funds	9,250,000	9,250,000	0
Total	53,146,000	46,296,000	(6,850,000)

DIVISION OF PROBATION AND CORRECTIONAL ALTERNATIVES

MISSION

The Division of Probation and Correctional Alternatives oversees county probation departments and community correction programs. It establishes standards and provides training and technical assistance related to the supervision and treatment of offenders.

ORGANIZATION AND STAFFING

Headed by a State Director appointed by the Governor, the Division is located in Albany. The Division will operate in 2007-08 with a staff of 32.

FISCAL BACKGROUND AND BUDGET HIGHLIGHTS

In 2007-08, approximately \$2.2 million in State tax dollars will support the Division's State Operations budget. The Division's Aid to Localities program will provide \$71.7 million in funding for Probation Aid, the Intensive Supervision Program, the Juvenile Intensive Supervision Program and a number of alternative to incarceration programs, as well as increased assistance for monitoring sex offenders.

PROGRAM HIGHLIGHTS

The Division of Probation and Correctional Alternatives will continue to focus on evidence-based practices, performance measurement, enhanced training and education for local providers, and improved technology. The Division currently maintains two automated offender risk assessment-screening instruments, the Youth Assessment and Screening Instrument (YASI) and the Correctional Offender Management Profiling for Alternative Sanctions Instrument (COMPAS), along with Prober and Caseload Explorer, two automated case management tools for counties. The Division will continue to enhance and expand these systems.

ALL FUNDS APPROPRIATIONS (dollars)

Category	Available 2006-07	Appropriations Recommended 2007-08	Change	Reappropriations Recommended 2007-08
State Operations	1,954,000	2,158,000	204,000	0
Aid To Localities	70,849,000	71,716,000	867,000	23,617,000
Capital Projects	0	0	0	0
Total	72,803,000	73,874,000	1,071,000	23,617,000

PROBATION AND CORRECTIONAL ALTERNATIVES

ALL FUND TYPES PROJECTED LEVELS OF EMPLOYMENT BY PROGRAM FILLED ANNUAL SALARIED POSITIONS

Full-Time Equivalent Positions (FTE)

<u>Program</u>	<u>2006-07 Estimated FTEs 03/31/07</u>	<u>2007-08 Estimated FTEs 03/31/08</u>	<u>FTE Change</u>
Community Corrections			
General Fund	28	28	0
Special Revenue Funds - Federal	4	4	0
Total	<u>32</u>	<u>32</u>	<u>0</u>

STATE OPERATIONS ALL FUNDS FINANCIAL REQUIREMENTS BY FUND TYPE APPROPRIATIONS (dollars)

<u>Fund Type</u>	<u>Available 2006-07</u>	<u>Recommended 2007-08</u>	<u>Change</u>
General Fund	1,954,000	2,158,000	204,000
Total	<u>1,954,000</u>	<u>2,158,000</u>	<u>204,000</u>

STATE OPERATIONS ALL FUNDS FINANCIAL REQUIREMENTS BY PROGRAM APPROPRIATIONS (dollars)

<u>Program</u>	<u>Available 2006-07</u>	<u>Recommended 2007-08</u>	<u>Change</u>
Community Corrections			
General Fund	1,954,000	2,158,000	204,000
Total	<u>1,954,000</u>	<u>2,158,000</u>	<u>204,000</u>

STATE OPERATIONS - GENERAL FUND SUMMARY OF PERSONAL SERVICE APPROPRIATIONS AND CHANGES 2007-08 RECOMMENDED (dollars)

<u>Program</u>	<u>Total</u>		<u>Personal Service Regular (Annual Salaried)</u>	
	<u>Amount</u>	<u>Change</u>	<u>Amount</u>	<u>Change</u>
Community Corrections	1,746,000	204,000	1,746,000	204,000
Total	<u>1,746,000</u>	<u>204,000</u>	<u>1,746,000</u>	<u>204,000</u>

STATE OPERATIONS - GENERAL FUND SUMMARY OF NONPERSONAL SERVICE AND MAINTENANCE UNDISTRIBUTED APPROPRIATIONS AND CHANGES 2007-08 RECOMMENDED (dollars)

<u>Program</u>	<u>Total</u>		<u>Supplies and Materials</u>	
	<u>Amount</u>	<u>Change</u>	<u>Amount</u>	<u>Change</u>
Community Corrections	412,000	0	16,000	0
Total	<u>412,000</u>	<u>0</u>	<u>16,000</u>	<u>0</u>

<u>Program</u>	<u>Travel</u>		<u>Contractual Services</u>	
	<u>Amount</u>	<u>Change</u>	<u>Amount</u>	<u>Change</u>
Community Corrections	42,000	0	344,000	0
Total	<u>42,000</u>	<u>0</u>	<u>344,000</u>	<u>0</u>

<u>Program</u>	<u>Equipment</u>	
	<u>Amount</u>	<u>Change</u>
Community Corrections	10,000	0
Total	<u>10,000</u>	<u>0</u>

PROBATION AND CORRECTIONAL ALTERNATIVES

AID TO LOCALITIES ALL FUNDS FINANCIAL REQUIREMENTS BY FUND TYPE APPROPRIATIONS (dollars)

Fund Type	Available 2006-07	Recommended 2007-08	Change
General Fund	70,849,000	71,716,000	867,000
Total	70,849,000	71,716,000	867,000

AID TO LOCALITIES ALL FUNDS FINANCIAL REQUIREMENTS BY PROGRAM APPROPRIATIONS (dollars)

Program	Available 2006-07	Recommended 2007-08	Change
Community Corrections			
General Fund	70,849,000	71,716,000	867,000
Total	70,849,000	71,716,000	867,000

OFFICE FOR THE PREVENTION OF DOMESTIC VIOLENCE

MISSION

The Office for the Prevention of Domestic Violence develops statewide policies to protect victims of domestic violence and conducts domestic violence prevention training for judges, prosecutors, police, attorneys, probation and parole personnel, social services and health care providers.

ORGANIZATION AND STAFFING

The Office, headed by an Executive Director appointed by the Governor, has its central office in the Capital District and one field office in New York City. The Office will have a workforce of 33 persons in 2007-08.

FISCAL BACKGROUND AND BUDGET HIGHLIGHTS

The Executive Budget continues support for the Office's policy development and training programs. The All Funds appropriation for the Office will be \$3.6 million in 2007-08 to carry out domestic violence prevention activities.

PROGRAM HIGHLIGHTS

The Office works to improve the response of various State and local public agencies to families affected by domestic violence. In cooperation with other agencies, the Office develops domestic violence policies and provides training and information about domestic violence. These programs clarify professional and legal responsibility to promote the safety of victims of domestic violence and to hold offenders accountable for their actions. Each training program provides an in-depth examination of the nature and dynamics of domestic violence.

The Office also serves as a clearinghouse for information about domestic violence, receiving more than 4,000 calls a year from social service and health care agencies, police departments, domestic violence shelters, local violence prevention programs and domestic violence victims.

Over the past several years, the Office's accomplishments have included development of model county and State domestic violence prevention policies which guide the response to victims and perpetrators of domestic violence in all county and State agencies. Additionally, as a result of the 1997 Welfare Reform legislation, the Office works with the Office of Temporary and Disability Assistance and Office of Children and Family Services to improve procedures for notifying public assistance applicants and recipients about the availability of domestic violence protection and services, and to provide training to social services personnel to recognize the presence of domestic violence.

PREVENTION OF DOMESTIC VIOLENCE

ALL FUNDS APPROPRIATIONS (dollars)

Category	Available 2006-07	Appropriations Recommended 2007-08	Change	Reappropriations Recommended 2007-08
State Operations	1,756,000	2,659,000	903,000	300,000
Aid To Localities	927,000	927,000	0	322,000
Capital Projects	0	0	0	0
Total	2,683,000	3,586,000	903,000	622,000

ALL FUND TYPES PROJECTED LEVELS OF EMPLOYMENT BY PROGRAM FILLED ANNUAL SALARIED POSITIONS

Full-Time Equivalent Positions (FTE)

Program	2006-07 Estimated FTEs 03/31/07	2007-08 Estimated FTEs 03/31/08	FTE Change
Administration			
General Fund	15	15	0
Special Revenue Funds - Federal	18	0	(18)
Internal Service Funds	0	18	18
Total	33	33	0

STATE OPERATIONS ALL FUNDS FINANCIAL REQUIREMENTS BY FUND TYPE APPROPRIATIONS (dollars)

Fund Type	Available 2006-07	Recommended 2007-08	Change
General Fund	1,586,000	1,599,000	13,000
Special Revenue Funds - Federal	100,000	100,000	0
Special Revenue Funds - Other	70,000	70,000	0
Internal Service Funds	0	890,000	890,000
Total	1,756,000	2,659,000	903,000

STATE OPERATIONS ALL FUNDS FINANCIAL REQUIREMENTS BY PROGRAM APPROPRIATIONS (dollars)

Program	Available 2006-07	Recommended 2007-08	Change
Administration			
General Fund	1,586,000	1,599,000	13,000
Special Revenue Funds - Federal	100,000	100,000	0
Special Revenue Funds - Other	70,000	70,000	0
Internal Service Funds	0	890,000	890,000
Total	1,756,000	2,659,000	903,000

STATE OPERATIONS - GENERAL FUND SUMMARY OF PERSONAL SERVICE APPROPRIATIONS AND CHANGES 2007-08 RECOMMENDED (dollars)

Program	Total		Personal Service Regular (Annual Salaried)	
	Amount	Change	Amount	Change
Administration	1,139,000	0	1,139,000	0
Total	1,139,000	0	1,139,000	0

PREVENTION OF DOMESTIC VIOLENCE

STATE OPERATIONS - GENERAL FUND SUMMARY OF NONPERSONAL SERVICE AND MAINTENANCE UNDISTRIBUTED APPROPRIATIONS AND CHANGES 2007-08 RECOMMENDED (dollars)

Program	Total		Supplies and Materials	
	Amount	Change	Amount	Change
Administration	460,000	13,000	48,000	0
Total	460,000	13,000	48,000	0

Program	Travel		Contractual Services	
	Amount	Change	Amount	Change
Administration	41,000	0	353,000	13,000
Total	41,000	0	353,000	13,000

Program	Equipment	
	Amount	Change
Administration	18,000	0
Total	18,000	0

STATE OPERATIONS - OTHER THAN GENERAL FUND SUMMARY OF APPROPRIATIONS AND CHANGES 2007-08 RECOMMENDED (dollars)

Program	Total		Personal Service	
	Amount	Change	Amount	Change
Administration	1,060,000	890,000	770,000	770,000
Total	1,060,000	890,000	770,000	770,000

Program	Nonpersonal Service		Maintenance Undistributed	
	Amount	Change	Amount	Change
Administration	190,000	120,000	100,000	0
Total	190,000	120,000	100,000	0

AID TO LOCALITIES ALL FUNDS FINANCIAL REQUIREMENTS BY FUND TYPE APPROPRIATIONS (dollars)

Fund Type	Available 2006-07	Recommended 2007-08	Change
General Fund	927,000	927,000	0
Total	927,000	927,000	0

AID TO LOCALITIES ALL FUNDS FINANCIAL REQUIREMENTS BY PROGRAM APPROPRIATIONS (dollars)

Program	Available 2006-07	Recommended 2007-08	Change
Administration			
General Fund	927,000	927,000	0
Total	927,000	927,000	0

PUBLIC EMPLOYMENT RELATIONS BOARD

MISSION

The Public Employment Relations Board resolves labor disputes between public employers and employees. The Board provides mediation, fact-finding and arbitration in contract disputes for approximately 4,750 negotiating units in New York State. In addition, the Board settles questions of union representation, conducts hearings on charges of improper practices, designates Management/Confidential positions, and acts as a clearinghouse for information on wages, benefits and employment practices.

ORGANIZATION AND STAFFING

The Board consists of a full-time Chair and two part-time members nominated by the Governor for six-year terms. The Board's jurisdiction includes State, county and local governments, certain special service districts, school districts and public authorities. Central offices are in Albany, with additional staff in Buffalo and Brooklyn.

FISCAL BACKGROUND AND BUDGET HIGHLIGHTS

The Board receives 94 percent of its funding from the General Fund, which supports its mediation, fact-finding and arbitration services and administrative costs.

The Executive Budget recommends a \$3.9 million General Fund appropriation and a \$257,000 Special Revenue appropriation supported by fees paid by public employers and unions for filings and publications.

PROGRAM HIGHLIGHTS

The Board provides three principal services: conciliation, settlement of petitions involving representation and rulings on charges of improper practices.

CONCILIATION

The Board provided assistance in approximately 343 of the 2,322 State and local contracts negotiated in 2005-2006. The Board has followed many of these cases through the full range of impasse resolution steps: mediation, followed by either fact-finding or arbitration and conciliation.

REPRESENTATION

Through its Office of Public Employment Practices and Representation, the Board reviews all petitions from public employee unions and employers requesting the creation of new negotiating units or the transfer of members between units. It also reviews requests to remove positions from negotiating units and may designate them management or confidential. In 2005-2006, the Board received 74 petitions raising questions about representation and conducted nine elections for representation.

PUBLIC EMPLOYMENT RELATIONS

EMPLOYMENT PRACTICES

The Board conducts hearings and renders decisions on improper practice charges, and received petitions on 861 charges of improper employment and negotiating practices in the previous year. In 2005-2006, the agency wrote over 130 decisions and closed, either by decision or settlement, over 758 improper practice cases. Each case must be addressed in a pre-hearing conference attended by the affected parties. If a case cannot be resolved, a Board administrative law judge must rule on the charge after conducting a formal hearing.

ALL FUNDS APPROPRIATIONS (dollars)

Category	Available 2006-07	Appropriations Recommended 2007-08	Change	Reappropriations Recommended 2007-08
State Operations	3,922,000	4,143,000	221,000	0
Aid To Localities	0	0	0	0
Capital Projects	0	0	0	0
Total	3,922,000	4,143,000	221,000	0

ALL FUND TYPES PROJECTED LEVELS OF EMPLOYMENT BY PROGRAM FILLED ANNUAL SALARIED POSITIONS

Full-Time Equivalent Positions (FTE)

Program	2006-07 Estimated FTEs 03/31/07	2007-08 Estimated FTEs 03/31/08	FTE Change
Administration			
General Fund	37	37	0
Total	37	37	0

STATE OPERATIONS ALL FUNDS FINANCIAL REQUIREMENTS BY FUND TYPE APPROPRIATIONS (dollars)

Fund Type	Available 2006-07	Recommended 2007-08	Change
General Fund	3,665,000	3,886,000	221,000
Special Revenue Funds - Other	257,000	257,000	0
Total	3,922,000	4,143,000	221,000

STATE OPERATIONS ALL FUNDS FINANCIAL REQUIREMENTS BY PROGRAM APPROPRIATIONS (dollars)

Program	Available 2006-07	Recommended 2007-08	Change
Administration			
General Fund	3,665,000	3,886,000	221,000
Special Revenue Funds - Other	257,000	257,000	0
Total	3,922,000	4,143,000	221,000

PUBLIC EMPLOYMENT RELATIONS

STATE OPERATIONS - GENERAL FUND SUMMARY OF PERSONAL SERVICE APPROPRIATIONS AND CHANGES 2007-08 RECOMMENDED (dollars)

Program	Total		Personal Service Regular (Annual Salaried)	
	Amount	Change	Amount	Change
Administration	3,354,000	171,000	3,001,000	125,000
Total	3,354,000	171,000	3,001,000	125,000

Program	Temporary Service (Nonannual Salaried)	
	Amount	Change
Administration	353,000	46,000
Total	353,000	46,000

STATE OPERATIONS - GENERAL FUND SUMMARY OF NONPERSONAL SERVICE AND MAINTENANCE UNDISTRIBUTED APPROPRIATIONS AND CHANGES 2007-08 RECOMMENDED (dollars)

Program	Total		Supplies and Materials	
	Amount	Change	Amount	Change
Administration	532,000	50,000	83,000	0
Total	532,000	50,000	83,000	0

Program	Travel		Contractual Services	
	Amount	Change	Amount	Change
Administration	72,000	0	368,000	50,000
Total	72,000	0	368,000	50,000

Program	Equipment	
	Amount	Change
Administration	9,000	0
Total	9,000	0

STATE OPERATIONS - OTHER THAN GENERAL FUND SUMMARY OF APPROPRIATIONS AND CHANGES 2007-08 RECOMMENDED (dollars)

Program	Total		Personal Service	
	Amount	Change	Amount	Change
Administration	257,000	0	140,000	0
Total	257,000	0	140,000	0

Program	Nonpersonal Service	
	Amount	Change
Administration	117,000	0
Total	117,000	0

DIVISION OF STATE POLICE

MISSION

The mission of the Division of State Police is to promote highway safety and protect our citizens from crime. The Division is responsible for patrolling roads and highways outside major urban centers, and providing specialty and investigative police services throughout the State. Their responsibilities range from traditional patrol duties to sophisticated investigations of drug traffickers, internet predators and other criminals.

ORGANIZATION AND STAFFING

The Division, headed by a Superintendent who is appointed by the Governor, is organized into 11 Troops, which are overseen and supported by a Division Headquarters located in Albany. Each Troop encompasses a geographic area of the State, with the exception of Troop T which is dedicated to providing police services on the New York State Thruway. Troop NYC provides specialized investigative and support services in the five boroughs of New York City, while the remaining nine Troops provide patrol coverage and criminal investigation services appropriate to local conditions. Factors which affect the extent of State Police services include the area's population, highway mileage and availability of county and local law enforcement agencies.

The Division will have a total workforce of 5,927 in 2007-08, with 4,884 sworn police officers.

FISCAL BACKGROUND AND BUDGET HIGHLIGHTS

Approximately \$467 million of the Division's operations budget will be supported by State tax dollars from the General Fund. The balance is financed by Federal funds and various State revenue sources, including seized assets, a portion of the State's monthly surcharge on cellular telephone bills and reimbursement from the New York State Thruway Authority for services rendered on the State Thruway. The cost of Division security at the various casinos throughout the State is reimbursed by the Native American Nations which own and operate these facilities. In addition, revenue raised from the annual fee on insurance policies of all registered motor vehicles will support \$60.4 million of vital State Police public safety operations.

The 2007-08 Executive Budget includes:

- \$9.7 million to improve work zone safety, pursuant to the 2005 Work Zone Safety Act, through the deployment of photo-monitoring equipment and State Troopers to combat speeding and reduce accidents. The cost of the equipment and Troopers will be covered by revenue from civil fines incurred by the owners of vehicles identified as speeding within a work zone by the photo-monitoring equipment;
- \$50 million in additional funding for the construction of a new Troop G Headquarters facility to be located in the Town of Colonie. The new location will also accommodate additional facilities which will house related public safety operations;
- \$6.0 million in bonded capital funds for the construction of new evidence storage facilities at State Police Troop Headquarters throughout the State.

STATE POLICE

PROGRAM HIGHLIGHTS

The Division is divided into two principal branches, the Uniform Force and the Bureau of Criminal Investigation. Each of these branches fulfills specific law enforcement assignments and cooperates with local and county law enforcement agencies. The Division also plays a significant role in Homeland Security initiatives.

UNIFORM FORCE

The Uniform Force has two primary responsibilities: protecting life and property and promoting highway safety. In many areas of the State, Uniform Troopers are the primary law enforcement agency, and respond to all types of calls including burglaries, missing children, assaults, robberies and homicides. State Troopers also provide essential support to local police departments.

BUREAU OF CRIMINAL INVESTIGATION

The Bureau of Criminal Investigation (BCI) is the plain clothes investigative branch of the Division. BCI Investigators concentrate on cases related to narcotics, child abuse, auto theft, consumer product tampering, organized crime, violent crimes and terrorism. In addition to conducting their own investigations, investigators regularly assist local and county law enforcement agencies that lack the resources or expertise needed for major crime investigations.

ALL FUNDS APPROPRIATIONS (dollars)

Category	Available 2006-07	Appropriations Recommended 2007-08	Change	Reappropriations Recommended 2007-08
State Operations	654,624,000	675,256,000	20,632,000	13,701,000
Aid To Localities	0	0	0	0
Capital Projects	18,600,000	62,200,000	43,600,000	37,943,000
Total	673,224,000	737,456,000	64,232,000	51,644,000

**ALL FUND TYPES
PROJECTED LEVELS OF EMPLOYMENT BY PROGRAM
FILLED ANNUAL SALARIED POSITIONS**

Full-Time Equivalent Positions (FTE)			
Program	2006-07 Estimated FTEs 03/31/07	2007-08 Estimated FTEs 03/31/08	FTE Change
Administration			
General Fund	147	147	0
Criminal Investigation Activities			
General Fund	1,277	1,277	0
Special Revenue Funds - Other	198	198	0
Patrol Activities			
General Fund	3,120	3,120	0
Special Revenue Funds - Federal	41	41	0
Special Revenue Funds - Other	28	28	0
State Highway Safety Program			
Special Revenue Funds - Other	4	4	0
Policing the Thruway			
Special Revenue Funds - Other	340	340	0
Technical Police Services			
General Fund	767	767	0
Special Revenue Funds - Other	5	5	0
Total	5,927	5,927	0

**STATE OPERATIONS
ALL FUNDS FINANCIAL REQUIREMENTS BY FUND TYPE
APPROPRIATIONS
(dollars)**

Fund Type	Available 2006-07	Recommended 2007-08	Change
General Fund	471,391,000	467,259,000	(4,132,000)
Special Revenue Funds - Federal	4,621,000	12,700,000	8,079,000
Special Revenue Funds - Other	178,612,000	195,297,000	16,685,000
Total	654,624,000	675,256,000	20,632,000
Adjustments:			
Transfer(s) From			
Special Pay Bill			
General Fund	(21,614,000)		
Special Revenue Funds - Other	(2,086,000)		
Transfer(s) To			
Executive Chamber			
General Fund	40,000		
Law, Department of			
General Fund	710,000		
Appropriated 2006-07	631,674,000		

STATE POLICE

STATE OPERATIONS ALL FUNDS FINANCIAL REQUIREMENTS BY PROGRAM APPROPRIATIONS (dollars)

Program	Available 2006-07	Recommended 2007-08	Change
Administration			
General Fund	16,529,000	16,389,000	(140,000)
Special Revenue Funds - Other	208,000	508,000	300,000
Criminal Investigation Activities			
General Fund	150,396,000	155,557,000	5,161,000
Special Revenue Funds - Federal	700,000	0	(700,000)
Special Revenue Funds - Other	21,958,000	16,391,000	(5,567,000)
Patrol Activities			
General Fund	212,901,000	205,666,000	(7,235,000)
Special Revenue Funds - Federal	3,921,000	10,000,000	6,079,000
Special Revenue Funds - Other	68,254,000	78,578,000	10,324,000
Policing the Thruway			
Special Revenue Funds - Other	51,290,000	52,920,000	1,630,000
Technical Police Services			
General Fund	91,565,000	89,647,000	(1,918,000)
Special Revenue Funds - Federal	0	2,700,000	2,700,000
Special Revenue Funds - Other	36,902,000	46,900,000	9,998,000
Total	<u>654,624,000</u>	<u>675,256,000</u>	<u>20,632,000</u>

STATE OPERATIONS - GENERAL FUND SUMMARY OF PERSONAL SERVICE APPROPRIATIONS AND CHANGES 2007-08 RECOMMENDED (dollars)

Program	Total		Personal Service Regular (Annual Salaried)	
	Amount	Change	Amount	Change
Administration	15,615,000	(100,000)	13,943,000	(100,000)
Criminal Investigation Activities	139,336,000	5,335,000	134,111,000	5,335,000
Patrol Activities	199,931,000	(7,396,000)	187,397,000	(2,396,000)
Technical Police Services	41,291,000	(2,000,000)	36,265,000	(2,000,000)
Total	<u>396,173,000</u>	<u>(4,161,000)</u>	<u>371,716,000</u>	<u>839,000</u>
Program	Temporary Service (Nonannual Salaried)		Holiday/Overtime Pay (Annual Salaried)	
	Amount	Change	Amount	Change
Administration	682,000	0	990,000	0
Criminal Investigation Activities	0	0	5,225,000	0
Patrol Activities	274,000	0	12,260,000	(5,000,000)
Technical Police Services	2,363,000	0	2,663,000	0
Total	<u>3,319,000</u>	<u>0</u>	<u>21,138,000</u>	<u>(5,000,000)</u>

STATE POLICE

STATE OPERATIONS - GENERAL FUND SUMMARY OF NONPERSONAL SERVICE AND MAINTENANCE UNDISTRIBUTED APPROPRIATIONS AND CHANGES 2007-08 RECOMMENDED (dollars)

Program	Total		Supplies and Materials	
	Amount	Change	Amount	Change
Administration	774,000	(40,000)	95,000	(40,000)
Criminal Investigation Activities	16,221,000	(174,000)	1,380,000	(174,000)
Patrol Activities	5,735,000	161,000	2,386,000	(214,000)
Technical Police Services	48,356,000	82,000	2,854,000	(1,646,000)
Total	71,086,000	29,000	6,715,000	(2,074,000)

Program	Travel		Contractual Services	
	Amount	Change	Amount	Change
Administration	80,000	0	524,000	0
Criminal Investigation Activities	112,000	0	3,276,000	0
Patrol Activities	1,225,000	0	1,000,000	0
Technical Police Services	0	0	29,938,000	0
Total	1,417,000	0	34,738,000	0

Program	Equipment	
	Amount	Change
Administration	75,000	0
Criminal Investigation Activities	11,453,000	0
Patrol Activities	1,124,000	375,000
Technical Police Services	15,564,000	1,728,000
Total	28,216,000	2,103,000

STATE OPERATIONS - OTHER THAN GENERAL FUND SUMMARY OF APPROPRIATIONS AND CHANGES 2007-08 RECOMMENDED (dollars)

Program	Total		Personal Service	
	Amount	Change	Amount	Change
Administration	508,000	300,000	0	0
Criminal Investigation Activities	16,391,000	(6,267,000)	9,935,000	1,402,000
Patrol Activities	88,578,000	16,403,000	55,616,000	1,260,000
Policing the Thruway	52,920,000	1,630,000	35,195,000	1,108,000
Technical Police Services	49,600,000	12,698,000	4,419,000	(4,000)
Total	207,997,000	24,764,000	105,165,000	3,766,000

Program	Nonpersonal Service		Maintenance Undistributed	
	Amount	Change	Amount	Change
Administration	508,000	300,000	0	0
Criminal Investigation Activities	6,456,000	(6,969,000)	0	(700,000)
Patrol Activities	22,962,000	8,990,000	10,000,000	6,153,000
Policing the Thruway	17,725,000	522,000	0	0
Technical Police Services	42,481,000	10,002,000	2,700,000	2,700,000
Total	90,132,000	12,845,000	12,700,000	8,153,000

CAPITAL PROJECTS ALL FUNDS FINANCIAL REQUIREMENTS BY PROGRAM APPROPRIATIONS (dollars)

Comprehensive Construction Program	Available	Recommended	Change	Reappropriations
	2006-07	2007-08		2007-08
Maintenance and Improvement of Existing Facilities				
Capital Projects Fund	6,200,000	6,200,000	0	9,932,000
New Facilities				
Capital Projects Fund - Authority Bonds	12,400,000	56,000,000	43,600,000	28,011,000
Total	18,600,000	62,200,000	43,600,000	37,943,000

OFFICE FOR TECHNOLOGY

MISSION

Since its inception in 1997, the Office for Technology (“OFT” or “the Office”) has evolved from an organization that plans and coordinates the State’s investments regarding information technology into an organization with significant operational responsibilities. The Office’s mission today is to provide centralized technology services, shape technology policy and coordinate statewide technology related initiatives to improve efficiency for New York State government.

ORGANIZATION AND STAFFING

The Office is located in Albany and is overseen by the Director, who works in partnership with the State’s Chief Information Officer. The Office is supported with State tax dollars from the General Fund, payments from other State agencies, and Special Revenue Funds. The Office will have a staff of 726 in 2007-08.

FISCAL BACKGROUND AND BUDGET HIGHLIGHTS

The 2007-08 General Fund recommendation of \$23.6 million supports ongoing agency activities. Other major recommendations include:

- A \$99.3 million Capital Projects re-appropriation for the construction of a new Consolidated Data Center that will permit the safe and secure operation of the State’s mainframe computers and servers at a single, efficient primary site;
- A \$50 million appropriation for the Universal Broadband Access initiative, which seeks to ensure that every New Yorker has access to affordable, high-speed broadband service;
- A \$118 million Internal Service Fund appropriation for operation of the current consolidated State Data Center sites;
- A \$105 million Internal Service Fund appropriation for the New York Intranet (NYeNet) — a high-speed communications network supported by fees charged to State and local users — and for the operation of the State’s telephone system;
- A \$43.2 million Internal Service Fund appropriation to support the Human Services Network, a statewide data communication system that connects the State’s human services agencies with local social services offices and voluntary provider organizations;
- A \$31.5 million appropriation and \$18 million in re-appropriations for the continued development of the Statewide Wireless Network (“SWN”), an integrated emergency radio network that will modernize and unify the patchwork of deteriorating public safety communications systems across New York State;
- A \$2.5 million General Fund re-appropriation for the Identity and Access Management (IAM) and Server Consolidation projects, as originally funded by the 2006-7 Enacted Budget; and
- Working with the Office of General Services, OFT will continue a statewide effort to coordinate acquisitions of information technology and services to ensure that State agencies receive the best value at the lowest possible price.

TECHNOLOGY

PROGRAM HIGHLIGHTS

The Office for Technology's primary objectives for fiscal year 2007-08 include four significant priorities for improving the State's technology infrastructure: continuing with design and beginning construction of a new, consolidated data center to meet the growing needs for secure space, power and cooling; pursuing options for interim data center space, as current projected needs for power and cooling will exceed available space before construction of the new facility can be completed; continuing with the design and primary regional build-out of the Statewide Wireless Network; and moving forward with the Universal Broadband Access initiative. The Office will also continue to concentrate resources on other statewide technology solutions, such as the IAM and Server Consolidation projects. Finally, the Office will continue to deliver technology services to its customers.

ALL FUNDS APPROPRIATIONS (dollars)

Category	Available 2006-07	Appropriations Recommended 2007-08	Change	Reappropriations Recommended 2007-08
State Operations	302,144,000	321,363,000	19,219,000	20,530,000
Aid To Localities	0	50,000,000	50,000,000	0
Capital Projects	99,500,000	0	(99,500,000)	99,300,000
Total	401,644,000	371,363,000	(30,281,000)	119,830,000

ALL FUND TYPES PROJECTED LEVELS OF EMPLOYMENT BY PROGRAM FILLED ANNUAL SALARIED POSITIONS

Full-Time Equivalent Positions (FTE)

Program	2006-07 Estimated FTEs 03/31/07	2007-08 Estimated FTEs 03/31/08	FTE Change
Statewide Technology Program			
Special Revenue Funds - Other	45	47	2
Technology			
General Fund	135	135	0
Internal Service Funds	544	544	0
Total	724	726	2

STATE OPERATIONS ALL FUNDS FINANCIAL REQUIREMENTS BY FUND TYPE APPROPRIATIONS (dollars)

Fund Type	Available 2006-07	Recommended 2007-08	Change
General Fund	23,095,000	23,614,000	519,000
Special Revenue Funds - Other	25,549,000	31,549,000	6,000,000
Internal Service Funds	253,500,000	266,200,000	12,700,000
Total	302,144,000	321,363,000	19,219,000

Adjustments:	
Transfer(s) From	
Statewide Wireless Network	
Special Revenue Funds - Other	(25,549,000)
Appropriated 2006-07	276,595,000

TECHNOLOGY

**STATE OPERATIONS
ALL FUNDS FINANCIAL REQUIREMENTS BY PROGRAM
APPROPRIATIONS
(dollars)**

<u>Program</u>	<u>Available 2006-07</u>	<u>Recommended 2007-08</u>	<u>Change</u>
Statewide Technology Program			
Special Revenue Funds - Other	25,549,000	31,549,000	6,000,000
Technology			
General Fund	23,095,000	23,614,000	519,000
Internal Service Funds	253,500,000	266,200,000	12,700,000
Total	<u>302,144,000</u>	<u>321,363,000</u>	<u>19,219,000</u>

**STATE OPERATIONS - GENERAL FUND
SUMMARY OF PERSONAL SERVICE APPROPRIATIONS AND CHANGES
2007-08 RECOMMENDED
(dollars)**

<u>Program</u>	<u>Total</u>		<u>Personal Service Regular (Annual Salaried)</u>	
	<u>Amount</u>	<u>Change</u>	<u>Amount</u>	<u>Change</u>
Technology	9,489,000	37,000	9,229,000	37,000
Total	<u>9,489,000</u>	<u>37,000</u>	<u>9,229,000</u>	<u>37,000</u>

<u>Program</u>	<u>Temporary Service (Nonannual Salaried)</u>		<u>Holiday/Overtime Pay (Annual Salaried)</u>	
	<u>Amount</u>	<u>Change</u>	<u>Amount</u>	<u>Change</u>
Technology	200,000	0	60,000	0
Total	<u>200,000</u>	<u>0</u>	<u>60,000</u>	<u>0</u>

**STATE OPERATIONS - GENERAL FUND
SUMMARY OF NONPERSONAL SERVICE AND MAINTENANCE UNDISTRIBUTED
APPROPRIATIONS AND CHANGES
2007-08 RECOMMENDED
(dollars)**

<u>Program</u>	<u>Total</u>		<u>Supplies and Materials</u>	
	<u>Amount</u>	<u>Change</u>	<u>Amount</u>	<u>Change</u>
Technology	14,125,000	482,000	260,000	0
Total	<u>14,125,000</u>	<u>482,000</u>	<u>260,000</u>	<u>0</u>

<u>Program</u>	<u>Travel</u>		<u>Contractual Services</u>	
	<u>Amount</u>	<u>Change</u>	<u>Amount</u>	<u>Change</u>
Technology	45,000	5,000	11,920,000	477,000
Total	<u>45,000</u>	<u>5,000</u>	<u>11,920,000</u>	<u>477,000</u>

<u>Program</u>	<u>Equipment</u>	
	<u>Amount</u>	<u>Change</u>
Technology	1,900,000	0
Total	<u>1,900,000</u>	<u>0</u>

TECHNOLOGY

**STATE OPERATIONS - OTHER THAN GENERAL FUND
SUMMARY OF APPROPRIATIONS AND CHANGES
2007-08 RECOMMENDED
(dollars)**

Program	Total		Personal Service	
	Amount	Change	Amount	Change
Statewide Technology Program	31,549,000	6,000,000	3,270,000	194,000
Technology	266,200,000	12,700,000	32,756,000	1,174,000
Total	<u>297,749,000</u>	<u>18,700,000</u>	<u>36,026,000</u>	<u>1,368,000</u>

Program	Nonpersonal Service	
	Amount	Change
Statewide Technology Program	28,279,000	5,806,000
Technology	233,444,000	11,526,000
Total	<u>261,723,000</u>	<u>17,332,000</u>

**AID TO LOCALITIES
ALL FUNDS FINANCIAL REQUIREMENTS BY FUND TYPE
APPROPRIATIONS
(dollars)**

Fund Type	Available 2006-07	Recommended 2007-08	Change
Special Revenue Funds - Other	0	50,000,000	50,000,000
Total	<u>0</u>	<u>50,000,000</u>	<u>50,000,000</u>

**AID TO LOCALITIES
ALL FUNDS FINANCIAL REQUIREMENTS BY PROGRAM
APPROPRIATIONS
(dollars)**

Program	Available 2006-07	Recommended 2007-08	Change
Statewide Technology Program			
Special Revenue Funds - Other	0	50,000,000	50,000,000
Total	<u>0</u>	<u>50,000,000</u>	<u>50,000,000</u>

**CAPITAL PROJECTS
ALL FUNDS FINANCIAL REQUIREMENTS BY PROGRAM
APPROPRIATIONS
(dollars)**

Comprehensive Construction Program	Available 2006-07	Recommended 2007-08	Change	Reappropriations 2007-08
New Facilities				
Capital Projects Fund - Authority Bonds	99,500,000	0	(99,500,000)	99,300,000
Total	<u>99,500,000</u>	<u>0</u>	<u>(99,500,000)</u>	<u>99,300,000</u>

DIVISION OF VETERANS' AFFAIRS

MISSION

The Division of Veterans' Affairs assists veterans, members of the armed forces and their families and dependents in securing benefits earned through military service. The Division coordinates veterans' programs and services offered by other State agencies, works closely with the Federal Department of Veterans' Affairs and advocates State and Federal actions to meet veterans' needs. The Division serves 1.1 million New Yorkers who are veterans, as well as their dependents and those on active duty.

ORGANIZATION AND STAFFING

The Division is headed by a Director who is appointed by the Governor. The Division's central office is in Albany, with regional offices in New York City and Buffalo. The Division staffs a network of approximately 70 community based access points in nearly all of the State's counties and New York City. The Division will have a workforce of 112 in 2007-08.

FISCAL BACKGROUND AND BUDGET HIGHLIGHTS

The Executive Budget recommends \$15.4 million in new appropriations for the Division of Veterans' Affairs including a \$300,000 increase for the Blind Veteran Annuity Assistance Program to accommodate the annual cost-of-living benefit increase. State aid is continued for county and city veterans' service agencies and Federal appropriations for the Veterans' Education Program are maintained. The Office of General Services will continue to provide administrative support, permitting the Division to focus on its main mission, serving the State's veterans and their families.

PROGRAM HIGHLIGHTS

The Veterans' Counseling Program, the largest of the Division of Veterans' Affairs' four programs, provides benefits counseling and claims services through a statewide network of State veterans' benefits counselors. The counselors — who are all veterans — help veterans complete and file applications for Federal, State, local and private veterans' benefits. Veterans' counselors also help veterans access the services provided by Veterans' Affairs Medical Centers, senior centers, State Veterans' Homes, local nursing homes and public assistance offices.

The Division of Veterans' Affairs is responsible for securing a substantial portion of the more than \$1.25 billion annually in recurring Federal VA compensation and pension payments made directly to New York State veterans and their dependents. State veterans' counselors file more than 8,600 benefit claims annually that result in approximately \$65 million in new and recurring Federal benefits. The average compensation award for each veteran represented by State veterans' counselors exceeds \$11,500 annually. State veterans' counselors also assist constituents in obtaining additional veterans benefits, including VA medical care, various other Federal, State and local economic assistance, tax exemptions and

VETERANS' AFFAIRS

a variety of other benefits offered in recognition of military service. Additionally, with the enactment of New York Patriot Plans in 2003, 2004, and 2005, State veterans' counselors help to ensure that active duty military personnel and their families receive the supplemental benefits to which they are now entitled.

The Veterans' Counseling Program also oversees State assistance to county and city veterans' service agencies. Fifty-seven counties and seven cities receive reimbursement for a substantial portion of their costs associated with programs serving veterans.

The Blind Veteran Annuity Program provides visually impaired veterans and eligible surviving spouses with monthly assistance. In 2007-08, this program will assist more than 4,300 recipients. Legislation approved in 2004 provided for an annual cost of living increase to maintain the value of the benefit paid to each recipient.

The Veterans' Education Program certifies post-secondary educational and vocational programs as providing quality education and training to veterans eligible for Federal G. I. education benefits. The program staff reviews and approves thousands of programs for use by veterans, ensuring a wide variety of career training and educational opportunities for veterans and eligible dependents and survivors.

The Division of Veterans' Affairs continues to maintain its community outreach activities through senior citizens' seminars and similar forums for women veterans. In addition, it is the driving force behind the Interagency Veterans' Council, a consortium of Federal, State and local agencies and non-profit organizations that meets periodically to address and resolve problems and concerns within the veteran community. The Division also collaborates with other State agencies to better identify veterans and their dependents on public assistance, to assist them in securing Federal veterans' benefits to which they are entitled, and to advise senior citizens of veterans' benefits and services that could improve the quality of their lives.

ALL FUNDS APPROPRIATIONS (dollars)

Category	Available 2006-07	Appropriations Recommended 2007-08	Change	Reappropriations Recommended 2007-08
State Operations	8,530,000	8,737,000	207,000	2,500,000
Aid To Localities	6,330,000	6,630,000	300,000	852,000
Capital Projects	0	0	0	0
Total	14,860,000	15,367,000	507,000	3,352,000

ALL FUND TYPES PROJECTED LEVELS OF EMPLOYMENT BY PROGRAM FILLED ANNUAL SALARIED POSITIONS

Program	Full-Time Equivalent Positions (FTE)		
	2006-07 Estimated FTEs 03/31/07	2007-08 Estimated FTEs 03/31/08	FTE Change
Administration			
General Fund	9	9	0
Higher Education			
Special Revenue Funds - Federal	12	12	0
Veteran Counseling Services Program			
General Fund	91	91	0
Total	112	112	0

VETERANS' AFFAIRS

**STATE OPERATIONS
ALL FUNDS FINANCIAL REQUIREMENTS BY FUND TYPE
APPROPRIATIONS
(dollars)**

<u>Fund Type</u>	<u>Available 2006-07</u>	<u>Recommended 2007-08</u>	<u>Change</u>
General Fund	6,230,000	6,383,000	153,000
Special Revenue Funds - Federal	2,300,000	2,354,000	54,000
Total	<u>8,530,000</u>	<u>8,737,000</u>	<u>207,000</u>

**STATE OPERATIONS
ALL FUNDS FINANCIAL REQUIREMENTS BY PROGRAM
APPROPRIATIONS
(dollars)**

<u>Program</u>	<u>Available 2006-07</u>	<u>Recommended 2007-08</u>	<u>Change</u>
Administration			
General Fund	802,000	827,000	25,000
Higher Education			
Special Revenue Funds - Federal	1,800,000	1,854,000	54,000
Veteran Counseling Services Program			
General Fund	5,428,000	5,556,000	128,000
Special Revenue Funds - Federal	500,000	500,000	0
Total	<u>8,530,000</u>	<u>8,737,000</u>	<u>207,000</u>

**STATE OPERATIONS - GENERAL FUND
SUMMARY OF PERSONAL SERVICE APPROPRIATIONS AND CHANGES
2007-08 RECOMMENDED
(dollars)**

<u>Program</u>	<u>Total</u>		<u>Personal Service Regular (Annual Salaried)</u>	
	<u>Amount</u>	<u>Change</u>	<u>Amount</u>	<u>Change</u>
Administration	712,000	22,000	712,000	22,000
Veteran Counseling Services Program	5,061,000	123,000	5,061,000	123,000
Total	<u>5,773,000</u>	<u>145,000</u>	<u>5,773,000</u>	<u>145,000</u>

**STATE OPERATIONS - GENERAL FUND
SUMMARY OF NONPERSONAL SERVICE AND MAINTENANCE UNDISTRIBUTED
APPROPRIATIONS AND CHANGES
2007-08 RECOMMENDED
(dollars)**

<u>Program</u>	<u>Total</u>		<u>Supplies and Materials</u>	
	<u>Amount</u>	<u>Change</u>	<u>Amount</u>	<u>Change</u>
Administration	115,000	3,000	11,000	1,000
Veteran Counseling Services Program	495,000	5,000	50,000	1,000
Total	<u>610,000</u>	<u>8,000</u>	<u>61,000</u>	<u>2,000</u>

<u>Program</u>	<u>Travel</u>		<u>Contractual Services</u>	
	<u>Amount</u>	<u>Change</u>	<u>Amount</u>	<u>Change</u>
Administration	16,000	0	57,000	1,000
Veteran Counseling Services Program	119,000	1,000	266,000	2,000
Total	<u>135,000</u>	<u>1,000</u>	<u>323,000</u>	<u>3,000</u>

<u>Program</u>	<u>Equipment</u>	
	<u>Amount</u>	<u>Change</u>
Administration	31,000	1,000
Veteran Counseling Services Program	60,000	1,000
Total	<u>91,000</u>	<u>2,000</u>

VETERANS' AFFAIRS

STATE OPERATIONS - OTHER THAN GENERAL FUND SUMMARY OF APPROPRIATIONS AND CHANGES 2007-08 RECOMMENDED (dollars)

Program	Total		Personal Service	
	Amount	Change	Amount	Change
Higher Education	1,854,000	54,000	1,086,000	31,000
Veteran Counseling Services Program	500,000	0	0	0
Total	<u>2,354,000</u>	<u>54,000</u>	<u>1,086,000</u>	<u>31,000</u>

Program	Nonpersonal Service	
	Amount	Change
Higher Education	768,000	23,000
Veteran Counseling Services Program	500,000	0
Total	<u>1,268,000</u>	<u>23,000</u>

AID TO LOCALITIES ALL FUNDS FINANCIAL REQUIREMENTS BY FUND TYPE APPROPRIATIONS (dollars)

Fund Type	Available 2006-07	Recommended 2007-08	Change
General Fund	6,330,000	6,630,000	300,000
Total	<u>6,330,000</u>	<u>6,630,000</u>	<u>300,000</u>

AID TO LOCALITIES ALL FUNDS FINANCIAL REQUIREMENTS BY PROGRAM APPROPRIATIONS (dollars)

Program	Available 2006-07	Recommended 2007-08	Change
Administration			
General Fund	200,000	200,000	0
Blind Veteran Annuity Assistance			
General Fund	5,200,000	5,500,000	300,000
Veteran Counseling Services Program			
General Fund	930,000	930,000	0
Total	<u>6,330,000</u>	<u>6,630,000</u>	<u>300,000</u>

WORKERS' COMPENSATION BOARD

MISSION

To protect the well-being of New York's labor force, most private and public sector employers in New York are required to carry workers' compensation and disability benefits insurance for their employees or demonstrate their ability to self-insure. The Workers' Compensation Board reviews claims for workers' compensation payments and assists in resolving disputed claims. In performing these responsibilities, the Board administers provisions of the following laws: the Workers' Compensation Law; the Disability Benefits Law; the Civil Defense Volunteers' Law; the Volunteer Firefighters' Benefit Law; and the Volunteer Ambulance Workers' Benefit Law.

ORGANIZATION AND STAFFING

The Board is headed by a Chairperson selected by the Governor and includes 12 additional full-time members nominated by the Governor and confirmed by the Senate for seven year terms. District offices are located in Albany, Binghamton, Brooklyn, Buffalo, Hauppauge, Hempstead, Manhattan, Peekskill, Queens, Rochester and Syracuse, with administrative offices in Albany. To make the hearing process as convenient as possible, the Board has 30 additional customer service centers located throughout the State. The Board will have a workforce of 1,539 positions in 2007-08.

FISCAL BACKGROUND AND BUDGET HIGHLIGHTS

The Board is fully funded through assessments on the Workers' Compensation and Disability Benefits insurance industry and with revenues produced by various services provided by the Board. The assessments paid by insurers are allocated to three major programs: Disability Benefits; Systems Modernization; and Workers' Compensation.

The 2007-08 Executive Budget recommends approximately \$ 213 million in support for the Board. The recommended funding will enable the Board to meet its mission to improve services to injured workers and businesses, while maintaining payments to injured workers that are covered by self-insured groups that have entered bankruptcy.

PROGRAM HIGHLIGHTS

The Board continues to improve services by resolving claims in the most efficient and equitable manner possible. For instance, the agency continues to refine its formal and informal adjudication tools and resolve more outstanding claims issues for new and reactivated cases.

The Board's Office of Fraud Inspector General (OFIG) continues to proactively fight Worker's Compensation fraud statewide. During 2005, OFIG received 3,571 fraud complaints, investigated and closed 3,633 fraud cases, submitted 1,633 cases to various authorities for criminal prosecution or other appropriate action and returned \$1.9 million to defrauded victims.

WORKERS' COMPENSATION

DISABILITY BENEFITS PROGRAM

Disability benefits provide cash payments in lieu of lost wages to temporarily disabled employees. Coverage is required for employers of one or more employees with such selected exceptions as agricultural enterprises and public employers.

SYSTEMS MODERNIZATION PROGRAM

The Office for Systems Modernization manages a multi-year effort to overhaul the Board's capacity to manage and use information. This program also maintains computerized systems vital to various Board operations and collects and analyzes data that measure performance and identify potential problems. Now that the Board has a fully automated claims processing operation, its focus continues to be directed to other functional areas in need of automation and re-engineering, including Administration, Research and Compliance and Regulatory Services. When the modernization program is complete, the Board will have a new Workers' Compensation Board Information System that will have automated and streamlined all its business activities. This Program has already increased productivity by enhancing the Board's capacity to process the millions of pieces of information it receives each year.

WORKERS' COMPENSATION PROGRAM

The Workers' Compensation Board reviews workers' claims for benefits, reports of injury filed by employers and medical reports from physicians and other health care providers. The Board adjudicates all issues and law judges make awards and findings to ensure that an entitled claimant promptly receives benefits and medical treatment. The decisions by the law judges may subsequently be appealed to Board panels and eventually to the courts. The Board, through its Bureau of Compliance, also monitors employers to ensure that they properly provide coverage for their employees and imposes penalties on those employers who fail to do so. In addition, the Board's Regulatory Services Bureau authorizes physicians to treat compensation cases, awards licenses to medical providers and arbitrates disputed medical bills.

ALL FUNDS APPROPRIATIONS (dollars)

Category	Available 2006-07	Appropriations Recommended 2007-08	Change	Reappropriations Recommended 2007-08
State Operations	190,046,000	212,803,000	22,757,000	0
Aid To Localities	0	0	0	0
Capital Projects	0	0	0	0
Total	190,046,000	212,803,000	22,757,000	0

WORKERS' COMPENSATION

ALL FUND TYPES PROJECTED LEVELS OF EMPLOYMENT BY PROGRAM FILLED ANNUAL SALARIED POSITIONS

Full-Time Equivalent Positions (FTE)			
Program	2006-07 Estimated FTEs 03/31/07	2007-08 Estimated FTEs 03/31/08	FTE Change
Disability Benefits			
Special Revenue Funds - Other	51	51	0
Systems Modernization			
Special Revenue Funds - Other	81	81	0
Workers Compensation			
Special Revenue Funds - Other	1,407	1,407	0
Total	1,539	1,539	0

STATE OPERATIONS ALL FUNDS FINANCIAL REQUIREMENTS BY FUND TYPE APPROPRIATIONS (dollars)

Fund Type	Available 2006-07	Recommended 2007-08	Change
Special Revenue Funds - Other	190,046,000	212,803,000	22,757,000
Total	190,046,000	212,803,000	22,757,000

STATE OPERATIONS ALL FUNDS FINANCIAL REQUIREMENTS BY PROGRAM APPROPRIATIONS (dollars)

Program	Available 2006-07	Recommended 2007-08	Change
Disability Benefits			
Special Revenue Funds - Other	7,457,000	7,670,000	213,000
Systems Modernization			
Special Revenue Funds - Other	38,136,000	39,417,000	1,281,000
Workers Compensation			
Special Revenue Funds - Other	144,453,000	165,716,000	21,263,000
Total	190,046,000	212,803,000	22,757,000

STATE OPERATIONS - OTHER THAN GENERAL FUND SUMMARY OF APPROPRIATIONS AND CHANGES 2007-08 RECOMMENDED (dollars)

Program	Total		Personal Service	
	Amount	Change	Amount	Change
Disability Benefits	7,670,000	213,000	3,819,000	96,000
Systems Modernization	39,417,000	1,281,000	4,970,000	125,000
Workers Compensation	165,716,000	21,263,000	75,553,000	1,896,000
Total	212,803,000	22,757,000	84,342,000	2,117,000

Program	Nonpersonal Service		Maintenance Undistributed	
	Amount	Change	Amount	Change
Disability Benefits	3,851,000	117,000	0	0
Systems Modernization	34,447,000	1,156,000	0	0
Workers Compensation	89,422,000	19,323,000	741,000	44,000
Total	127,720,000	20,596,000	741,000	44,000

